



BUDDY Active easy running wheelchair

Maximum user weight limit 100 kg

A9041130000 € 3.980,00

Quotation date: _____
Consultation was carried out by
Staff at the medical supplies shop: _____
Enquiry no.: _____

Order date: _____
 according to GTC PRO ACTIV Reha-Technik GmbH
Order no.: _____

Medical suppliers / company address:

Cust. no.: _____
 Name: _____
 Street: _____
 Postcode / city: _____
 Phone.: _____
 Fax: _____
 E-Mail: _____
 Contact.: _____

Invoicing address: **same as company address**
 other (see below)

Cust. no.: _____
 Name: _____
 Street: _____
 Postcode / city: _____
 Phone: _____
 Fax: _____
 E-Mail: _____
 Contact: _____

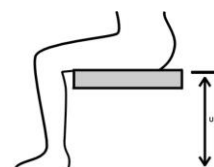
Shipping address: **same as company address**
 Other (see below)

Name: _____
 Street: _____
 Postcode / city: _____

Customer name / commission:

ID / Comm. No.: _____
 Surname, forename: _____
 Street: _____
 Postcode / city: _____
 Phone: _____
 Fax: _____
 E-Mail: _____
 D.O.B: _____
 Paying organisation: _____

Body size:



Body height: _____ cm
 Weight: _____ cm
 Lower leg length: _____ cm

(anatomic dimension: hollow of the knee to the foot sole)

Indication: _____

This information is necessary for checking. If the information is missing, a check of the relevant items cannot be made!

Basic dimensions

Seat width SB	<input type="checkbox"/> 20	<input type="checkbox"/> 21	<input type="checkbox"/> 22	<input type="checkbox"/> 23	<input type="checkbox"/> 24	<input type="checkbox"/> 25	<input type="checkbox"/> 26	<input type="checkbox"/> 27	<input type="checkbox"/> 28	<input type="checkbox"/> 29	
	<input type="checkbox"/> 30	<input type="checkbox"/> 31	<input type="checkbox"/> 32	<input type="checkbox"/> 33	<input type="checkbox"/> 34	<input type="checkbox"/> 35	<input type="checkbox"/> 36	<input type="checkbox"/> 37	<input type="checkbox"/> 38		
Seat depth ST	Size M (Frame length 36 cm (to the bend) and frame height 21 cm)										
	<input type="checkbox"/> 22	<input type="checkbox"/> 23	<input type="checkbox"/> 24	<input type="checkbox"/> 25	<input type="checkbox"/> 26	<input type="checkbox"/> 27	<input type="checkbox"/> 28	<input type="checkbox"/> 29	<input type="checkbox"/> 30	<input type="checkbox"/> 31	
	Size L (Frame length 39 cm (to the bend) and frame height 21 cm)										
Seat depth ST	<input type="checkbox"/> 26	<input type="checkbox"/> 27	<input type="checkbox"/> 28	<input type="checkbox"/> 29	<input type="checkbox"/> 30	<input type="checkbox"/> 31	<input type="checkbox"/> 32	<input type="checkbox"/> 33	<input type="checkbox"/> 34	<input type="checkbox"/> 35	
	Size XL (Frame length 43 cm (to the bend) and frame height 21 cm)										
	<input type="checkbox"/> 31	<input type="checkbox"/> 32	<input type="checkbox"/> 33	<input type="checkbox"/> 34	<input type="checkbox"/> 35	<input type="checkbox"/> 36	<input type="checkbox"/> 37	<input type="checkbox"/> 38	<input type="checkbox"/> 39	<input type="checkbox"/> 40	
Back height RH	<input type="checkbox"/> 20	<input type="checkbox"/> 21	<input type="checkbox"/> 22	<input type="checkbox"/> 23	<input type="checkbox"/> 24	<input type="checkbox"/> 25	<input type="checkbox"/> 26	<input type="checkbox"/> 27	<input type="checkbox"/> 28	<input type="checkbox"/> 29	
	<input type="checkbox"/> 30	<input type="checkbox"/> 31	<input type="checkbox"/> 32	<input type="checkbox"/> 33	<input type="checkbox"/> 34	<input type="checkbox"/> 35	<input type="checkbox"/> 36	<input type="checkbox"/> 37	<input type="checkbox"/> 38	<input type="checkbox"/> 39	
	<input type="checkbox"/> 40	<input type="checkbox"/> 41	<input type="checkbox"/> 42	<input type="checkbox"/> 43	<input type="checkbox"/> 44	<input type="checkbox"/> 45	<input type="checkbox"/> 46	<input type="checkbox"/> 47	<input type="checkbox"/> 48		
Lower leg length USL	<input type="checkbox"/> 20	<input type="checkbox"/> 21	<input type="checkbox"/> 22	<input type="checkbox"/> 23	<input type="checkbox"/> 24	<input type="checkbox"/> 25	<input type="checkbox"/> 26	<input type="checkbox"/> 27	<input type="checkbox"/> 28	<input type="checkbox"/> 29	
	<input type="checkbox"/> 30	<input type="checkbox"/> 31	<input type="checkbox"/> 32	<input type="checkbox"/> 33	<input type="checkbox"/> 34	<input type="checkbox"/> 35	<input type="checkbox"/> 36	<input type="checkbox"/> 37	<input type="checkbox"/> 38	<input type="checkbox"/> 39	
	<input type="checkbox"/> 40	<input type="checkbox"/> 41	<input type="checkbox"/> 42	<input type="checkbox"/> 43	<input type="checkbox"/> 44	<input type="checkbox"/> 45	<input type="checkbox"/> 46	<input type="checkbox"/> 47			
Seat high back SHh	for 20" drive wheel										
	<input type="checkbox"/> 31	<input type="checkbox"/> 32	<input type="checkbox"/> 33	<input type="checkbox"/> 34	<input type="checkbox"/> 35	<input type="checkbox"/> 36	<input type="checkbox"/> 37				
	for 22" drive wheel										
Seat high back SHh	<input type="checkbox"/> 33,5	<input type="checkbox"/> 34,5	<input type="checkbox"/> 35,5	<input type="checkbox"/> 36,5	<input type="checkbox"/> <u>37,5</u>	<input type="checkbox"/> 38,5	<input type="checkbox"/> 39,5				
	for 24" drive wheel										
	<input type="checkbox"/> 36	<input type="checkbox"/> 37	<input type="checkbox"/> 38	<input type="checkbox"/> <u>39</u>	<input type="checkbox"/> 40	<input type="checkbox"/> 41	<input type="checkbox"/> 42				
Seat high front SHv (for 5" caster wheel)	<input type="checkbox"/> 40	<input type="checkbox"/> 41	<input type="checkbox"/> 42	<input type="checkbox"/> 43	<input type="checkbox"/> 44	<input type="checkbox"/> 45	<input type="checkbox"/> 46	<input type="checkbox"/> 47			
Tipping point KP (front side rear tube to axis middle drive wheel)	<input type="checkbox"/> <u>5</u>	<input type="checkbox"/> 6	<input type="checkbox"/> 7	<input type="checkbox"/> 8	<input type="checkbox"/> 9	<input type="checkbox"/> 10					

Please cross on the appropriate dimension (all dimensions are specified in cm).
Underlined values are standard settings.
The values SHh and SHv may deviate a little from the specified values depending on the
wheel size, wheel camber as well as the front and rear frame angle!

Frame colour - one-colour design

Information on current colour designs and example images at: www.proactiv-gmbh.de/farben.php

Frame colour: Selection from colour palette

Frame colour will be specified with order

A9000100170-000

Raw, blasted, not coated

A9000100170-020

Note: In combination with moisture e.g. hand perspiration, can affect dark aluminum discoloration.

Powder colours

White RAL 9016

gloss A9000100170-023

matt A9000100170-123 € 42.10

Brilliant silver

gloss A9000100170-011

Anthracite RAL 7016

gloss A9000100170-001

matt A9000100170-101 € 42.10

Black RAL 9005

gloss A9000100170-003

matt A9000100170-019 € 42.10

Pure orange RAL 2004

gloss A9000100170-022

matt A9000100170-122 € 42.10

Pink magenta RAL 4010

gloss A9000100170-037

matt A9000100170-137 € 42.10

Pastel blue RAL 5024

gloss A9000100170-036

matt A9000100170-136 € 42.10

Lemon green

gloss A9000100170-005

matt A9000100170-105 € 42.10

Yellow RAL 1023

gloss A9000100170-046

matt A9000100170-146 € 42.10

Red RAL 3001

gloss A9000100170-047

matt A9000100170-147 € 42.10

Lagoon blue

gloss A9000100170-052

matt A9000100170-152 € 42.10

Athletic grey

gloss A9000100170-050

matt A9000100170-150 € 42.10

Muddy grey

gloss A9000100170-051

matt A9000100170-151 € 42.10

Powder colours „Dormant“

Deep black effect silver

gloss A9000100170-007

Sky blue

gloss A9000100170-017

Navy blue

gloss A9000100170-045

matt A9000100170-145 € 42.10

Electric green

gloss A9000100170-015

matt A9000100170-115 € 42.10

Violet

gloss A9000100170-044

Fire red

gloss A9000100170-018

matt A9000100170-118 € 42.10

Frame colour - One-colour design special colours “liquid coating”

€ 339.40

Storm (ice blue)

gloss A9000100170-500

matt A9000100170-501

Coffee

gloss A9000100170-520

matt A9000100170-521

Prairie (rose gold)

gloss A9000100170-504

matt A9000100170-505

Pearl (mother of pearl-white)

gloss A9000100170-524

matt A9000100170-525

Berry

gloss A9000100170-526

matt A9000100170-527

Blue ocean

gloss A9000100170-522

matt A9000100170-523

Emerald

gloss A9000100170-514

matt A9000100170-515

Mint

gloss A9000100170-528

matt A9000100170-529

Chili

gloss A9000100170-516

matt A9000100170-517

Frame colour - Two-colour design

Note: In the two-colour design, both colours are the same gloss level as the design colour.

Two-colour design with one base colour (on the rear frame) and one design colour (on the front frame) € 260.70

Please select a color from below:

Base colour (on the rear frame)

White RAL 9016

A9000100170-200

Brilliant silver

A9000100170-201

Anthracite RAL 7016

A9000100170-202

Black RAL 9005

A9000100170-203

Pastel blue RAL 5024

A9000100170-206

Lemon green

A9000100170-207

Yellow RAL 1023

A9000100170-208

Lagoon blue

A9000100170-212

Athletic grey

A9000100170-210

Muddy grey

A9000100170-211

Design colour (on the front frame)

Black RAL 9005

gloss A9000100170-259

matt A9000100170-260

Lemon green

gloss A9000100170-250

matt A9000100170-251

Chili

gloss A9000100170-253

matt A9000100170-254

Pure orange RAL 2004

gloss A9000100170-255

matt A9000100170-256

Coffee

gloss A9000100170-278

matt A9000100170-279

Mint

gloss A9000100170-286

matt A9000100170-287

Emerald

gloss A9000100170-274

matt A9000100170-275

Storm (ice blue)

gloss A9000100170-264

matt A9000100170-265

Prairie (rose gold)

gloss A9000100170-266

matt A9000100170-267

Pearl (mother of pearl-white)

gloss A9000100170-282

matt A9000100170-283

Berry

gloss A9000100170-284

matt A9000100170-285

Blue ocean

gloss A9000100170-280

matt A9000100170-281

Colour - Attachment parts

Note: If not specified, the caster fork and bearing block will be mounted in black.

Drive wheel: aluminum rim, hub and spokes

Black A9000100171-003

Caster fork and bearing block

Silver A9000100173-011

Black A9000100173-003

Colour design of attachment parts according to customer request:

Drive wheel: Aluminium rim and design inlet¹

Frame colour A9000100171-999 € 242.30

Select from one-colour design (different from the frame color) A9000100171-998 € 280.50

Colour: _____

A9000100170-

Caster wheel: 5" aluminium rim² (3-spoke design)

Frame colour A9000100174-999 € 73.00

Select from one-colour design (different from the frame color) A9000100174-998 € 84.60

Colour: _____

A9000100170-

Special colour requests (frame or attachment parts)

Frame colour for single purchasing

Selection from RAL colour palette

A9000100170-100 € 402.30

Gloss level

gloss

matt

colour name

RAL number

Note: attachment parts are **not** possible in design colors

¹ Only in conjunction with Liteline hub (with drive wheel aluminum rim with 18 or 36 spokes, single rim)

² Only in conjunction with caster wheel 5" aluminum rim 3-spoke design good shock absorption A900050121*, as well as with suspension fork 5-spoke design A9000500160*

Frame

Front end abducted shape 3,5 cm / side

A9041130030-K*

Knee angle 105°

Bearing block permanently welded

Abduction starts at:

size M: ST 27 cm

size L: ST 30 cm

size XL: ST 34 cm



Push handles

Safety push handles back-positioned

Length: 45 cm

A9041401075-001

max. height = SHh + approx. 53 cm

Length: 55 cm

A9041401075-002

max. height = SHh + approx. 63 cm

continuous height adjustment

Safety push handle holder mounted on the back cross bar.



Aluminum push handles back positioned with side handle offset 145 mm

A9041401080-K* € 86,90

continuous height adjustment

Safety push handle holder mounted on the back cross bar

Length: 55 cm

Up to seat width of 38 cm or body weight of 50 kg.



Aluminium central push handle foldable handle area

A9041401086-K € 99,60

Height-adjustable and foldable in the handle area via toothed joint, bracket welded in the middle of the back crossbar.

Up to seat width of 38 cm or body weight of 50 kg.

Not compatible with headrest mount.

Caution: Not suitable for carrying the wheelchair - hold the back crossbar to carry.



Central push handle for brake handle foldable grip area


A9041401070-K € 137,80

Closed, with continuous height adjustment, with foam rubber handle cover.

Up to seat width of 38 cm or body weight of 50 kg.

Not compatible with headrest bracket.

Only in conjunction with parking knee lever brake for accompanying person or drum brake.




Aluminum push handle closed, foldable via toothed joint

A9041401069-K € 378,50

Continuous height adjustable, push handle holder back-positioned.

Up to seat width of 38 cm or body weight of 60 kg.



Equipment without push handles

A9000401000



Backrest

Fixed backrest

A9041420020

bolted to aluminium side sections
backrest angle 90° to the ground,
backrest cannot be folded down.



Folding backrest

A9000400023 € 297,40

with integrated plastic coated
aluminium side parts
and 7-way inclination adjustment.



Back equipment

If not specified, the "Adaptable back with back padding" will be delivered.

Adaptable back with back padding

A9041802010-K001
Cover: Black, breathable, open surface
Equipment with back crossbar.



Ergonomic back shell aluminum from RH 24 cm

A9000802210-K € 428,70
with lumbar support.
Colour: Anthracite matt
(If not specified under colour selection)
Please select back cushions separately if required.



Back cushion for ergonomic back shell

A9000802220-K € 211,90
Cushion thickness: 2 cm


Cover:
 black, breathable, open surface
 black, breathable, closed surface

If no specification is made, the cover is supplied as "black, breathable, open surface".



ERGO Back backrest bar for ergonomic back shell from RH 24 cm and SB 30 cm

A9000802019-K € 235,50
with recessed handle area.
Colour: Anthracite matt
(If not specified under colour selection)
Only compatible with central push handle item no. A9041401082.
Please select back shell and back cushion separately if required.



Equipment without back upholstery and back padding or back system

A9000802011 € - 53,00
Equipment with back crossbar.



Back crossbar flared

by 20 mm A9000400835-020 € 104,10
 by 30 mm A9000400835-030 € 104,10
 by 50 mm A9000400835-050 € 134,10
 by 80 mm A9000400835-080 € 147,90
Only in conjunction with back-positioned push handles.




Seat upholstery

If not specified, the "Body Contour seat upholstery" will be delivered.

Body contour

A9000801025-K



Seat plate aluminium

A9000801212-K € 284,20
screwed onto the frame tubes
Colour: Anthracite matt
(If not specified under colour selection)



Equipment without seat upholstery

A9000801050

Colour Back equipment and Seat plate

Information on current color designs and availability at www.proactiv-gmbh.de

If not specified, the seat and backrest system will be delivered in the standard colour anthracite matt.

Anthracite RAL 7016 gloss

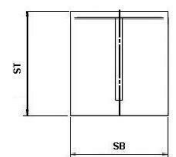
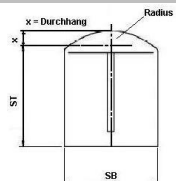
A9000100179-995
 Back shell
 ERGO Back backrest bar
 Aluminium seat plate

in frame colour

A9000100179-999 € 89,60
 Back shell
 ERGO Back backrest bar
 Aluminium seat plate

<p>For frame coating in two-colour design Please specify if the required option should be coated in the base colour or the design colour</p> <p><input type="checkbox"/> A9000100179-999 € 89,60</p> <p><input type="checkbox"/> <u>Back shell</u></p> <p><input type="checkbox"/> basic colour</p> <p><input type="checkbox"/> design colour</p> <p><input type="checkbox"/> <u>ERGO Back backrest bar</u></p> <p><input type="checkbox"/> basic colour</p> <p><input type="checkbox"/> design colour</p> <p><input type="checkbox"/> <u>Aluminium seat plate</u></p> <p><input type="checkbox"/> basic colour</p> <p><input type="checkbox"/> design colour</p>	<p>If a different colour is required, please select it from the wheelchair colour palette</p> <p>in colour from single-colour design:</p> <p><input type="checkbox"/> A9000100179-998 € 145,00</p> <p>Please enter the last 3 digits of the desired colour:</p> <p>A9000100170- <input type="text"/> <input type="text"/> <input type="text"/></p> <p><input type="checkbox"/> Back shell</p> <p><input type="checkbox"/> ERGO Back backrest bar</p> <p><input type="checkbox"/> Aluminium seat plate</p>	<p>in colour from two-colour design:</p> <p><input type="checkbox"/> A9000100179-997 € 234,80</p> <p>Please enter the last 3 digits of the desired colour:</p> <p>A9000100170- <input type="text"/> <input type="text"/> <input type="text"/></p> <p><input type="checkbox"/> Back shell</p> <p><input type="checkbox"/> ERGO Back backrest bar</p> <p><input type="checkbox"/> Aluminium seat plate</p>
---	--	--

Seat cushion

 <p>Seat cushion in rectangular contour Inlet: Standard</p> <p><input type="checkbox"/> A9000805180-K* € 111,90</p>	 <p>Seat cushion with radius contour Inlet: Standard</p> <p><input type="checkbox"/> A9000800300-K* € 155,40</p>	<p>Seat cushion height:</p> <p><input type="checkbox"/> 3 cm <input type="checkbox"/> 5 cm</p> <p><input type="checkbox"/> 4 cm <input type="checkbox"/> 6 cm</p>
<p>Seat cushion in rectangular contour Inlet: Anti-Decubitus</p> <p><input type="checkbox"/> up to 30x30 cm € 290,00 A9000805204-K*</p> <p><input type="checkbox"/> >30x30 up to 50x50 cm € 422,00 A9000805200-K*</p>	<p>Seat cushion with radius contour Inlet: Anti-Decubitus</p> <p><input type="checkbox"/> up to 30x30 cm € 342,80 A9000800311-K*</p> <p><input type="checkbox"/> >30x30 up to 50x50 cm € 465,90 A9000800310-K*</p>	<p>Seat cushion height:</p> <p><input type="checkbox"/> 4 cm</p> <p><input type="checkbox"/> 6 cm</p>

Cover:

black, breathable, open surface

black, breathable, closed surface

If no specification is made, the cover is supplied as 'black, breathable, open surface'


Seat cushion is provided

You can also find the seat cushions on our separate order sheet 'PRO ACTIV seat and back systems'

Clothing guard

<p>Aluminum clothing guard fixed to the side panel, only in combination with fixed backrest</p> 		
<p>in black gloss</p> <p><input type="checkbox"/> A9000403100-K € 236,10</p>	<p>in frame colour (basic colour for two-colour design)</p> <p><input type="checkbox"/> A9000420101-K € 302,00</p>	<p>in design colour (only possible with frame colour in two-colour design)</p> <p><input type="checkbox"/> A9000420102-K € 335,00</p>

<p>Aluminium clothing guard removable via lock function Cover can be adjusted to follow the wheel arch. Only in conjunction with folding backrest.</p> 		
<p>in anthracite matt</p> <p><input type="checkbox"/> A9000420215-K € 236,10</p>	<p>in frame colour (basic colour for two-colour design)</p> <p><input type="checkbox"/> A9000420216-K € 302,00</p>	<p>in design colour (only possible with frame colour in two-colour design)</p> <p><input type="checkbox"/> A9000420217-K € 335,00</p>

<p>Carbon clothing guard removable via lock function</p> <p><input type="checkbox"/> A9000420013-K € 547,30</p> <p>Cover can be adjusted to follow the wheel arch. Only in conjunction with folding backrest.</p> 	
--	--

Knee lever brake system “brake lever integrated in the clothing guard” see “Brake systems”

Armrests

Armrest height adjustable integrated in the clothing guard

including aluminum clothing guard, with arm padding 25 cm long. Removable via lock function. Only in combination with folding backrest.



in anthracite matt

A9000420014-K € 553,00

in frame colour (basic colour for two-colour design)

A9000420015-K € 603,80

in design colour (only possible with frame colour in two-colour design)

A9000420016-K € 629,20

Armrest height adjustable integrated in the clothing guard

A9000420017-K € 836,90

including carbon clothing guard, with arm padding 25 cm long. Removable via lock function. Only in combination with folding backrest.

Axle plate

Standard equipment with 12 mm sockets / axles. Further axle plates on request.

Wheel plate

A9000220000
Thru axle Ø 12 mm



Extended bike wheel plate

A9000220030 € 306,00
adjustable track



Wheel camber

*Total width with tight-mounted handrim.

1° drive wheel camber

A9030202010
Total width = ca. SB + 20 cm*

2,5° drive wheel camber

A9030202020
Total width = ca. SB + 23 cm*

4° drive wheel camber

A9030202030
Total width = ca. SB + 26 cm*

6° drive wheel camber

A9030202040
Total width = ca. SB + 31 cm*

8° drive wheel camber

A9041202080 € 74,80
Total width = ca. SB + 35 cm*

10° drive wheel camber

A9041202100 € 132,90
Total width = ca. SB + 39 cm*

E-Adaptations

Preparation for “e-motion” / “e-motion DuoDrive” attachment

A9000220200 € 488,30

Equipment: Torque support e-motion, 1/2" axle and bushing length 50.8 mm (2"). PRO ACTIV and Alber recommend fitting anti-tipping support in pairs. Please select these under “Adaptations” or order them directly from Alber.

Preparation for “e-fix” attachment

A9000220210 € 488,30

Equipment: Torque support e-motion, 1/2" axle and bushing length 50.8 mm (2"). PRO ACTIV and Alber recommend fitting anti-tipping support in pairs. Please select these under “Adaptations” or order them directly from Alber.

Brake system

If no specification is made, the "knee lever brake with standard brake lever" is supplied.

Recommendation: For KP 7 cm or smaller, we recommend the "knee lever brake with brake lever angle 20°".

Knee lever brake with standard brake lever

A9000701010-001



Knee lever brake with long brake lever

A9000701010-002



Knee lever brake brake lever angle 20°

standard brake lever
A9000700002

long brake lever
A9000701010-004



Brake lever with M8 adapter and plastic ball

A9000706001 € 162,40

Only in conjunction with knee lever brake system, standard or long brake lever.



Knee lever brake with foldable break lever

A9000706008 € 154,00

Length: 9 cm



Knee lever brake for one-hand operation

right-hand operation
A9000707020-001 € 380,90

left-hand operation
A9000707020-002 € 380,90
via bowden cable



Knee lever brake system, brake lever integrated in the clothing guard

Brake lever attached to the lower frame tube.
Actuation via cable pull.
Clothing guard cannot be removed.



in black gloss for fixed backrest
in anthracite matt for folding backrest

A9041720015-K € 624,30

in frame colour (basic colour for two-colour design)

A9041720016-K* € 689,60

in design colour (only possible with frame colour in two-colour design)

A9041720017-K* € 722,60

Knee lever brake for accompanying person

A9000701020 € 450,60

Push handle operation via Bowden cable.



Drum brake

A9000720011-K* € 460,20

Operation from the push handle
Total width + 3 cm (see wheel camber)

Please note:

- only in conjunction with drive wheel aluminium rim 36 spokes
- not in conjunction with one-hand drive, e-fix or e-motion



Knee lever brake with lock

Standard brake lever
A9000700214 € 154,00

Long brake lever
A9000700215 € 154,00

Locking block for brake lever
Prevents the attendant from braking while pushing
Not in conjunction with knee lever brake for one-hand operation, brake lever angle 20° and knee lever brake with lock for accompanying person.



Footrest

If not specified, the "continuous footrest" will be delivered. .

Continuous footrest

A9041601010-K*
with tubular resting bracket,
height-adjustable.
From USL 26 cm to USL 47 cm.
If the footrest is required with a "rubberised
footplate", please select it under "Footrest
accessories".



Footrest positioned on the upper frame

A9041606010-K
height-adjustable,
from USL 20 cm to USL 25 cm.
Rubber coated footplate support required,
please select this under "Footrest accessories".



Variable footrest positioning

A9047600001-K **€ 272,90**
adjustable in height, depth and angle.
Incl. footplate support covered with anti-slip
film, up to USL 37 cm.



Footrest folds up to the rear with spring locking mechanism

A9047602005-K* **€ 337,10**
with continuous tubular resting bracket,
from USL 32 cm.
Including caster wheel track extension 20 mm
per side.
If the footrest is required with a "rubberised
footplate", please select it under "Footrest
accessories".



Footrest variable positioned folding up to the rear

A9047600002-K **€ 362,30**
adjustable in height, depth and angle.
Incl. footplate support covered with anti-slip
film. Up to USL 37 cm.




Footrest variable positioned folding up to the rear

A9041601300-K* **€ 168,80**
From USL 25 cm:
with continuous tubular support bracket,
height-adjustable +/- 3 cm,
not removable
from USL 29 cm:
can also be swivelled outwards
If the footrest is required with a "rubberised
footplate", please select it under "Footrest
accessories".



Divided footrest

A9041603200-K **€ 327,00**
with rubber coated footplate,
height-adjustable,
can be pivoted outwards and folded up to the
side, cannot be removed.
Possible from USL 29 cm and SB 26 cm.



Footrest accessories

Rubber coated footplate, 14 cm depth

A9000610000-K **€ 122,20**
bolted, angle-adjustable



Rubber coated footrest, 18 cm depth

A9000610005-K **€ 136,00**
bolted, angle-adjustable



Footplate side stop

A9000610100 **€ 58,00**
Adjustable,
only in combination with rubber coated
footplate.



Deflector rollers mounted on the footplate

A9000600006 € 114,00



Adaptations

Anti-tipping support

right side A9041301160-K001 € 193,20

left side A9041301160-K002 € 193,20

with tension spring, can be folded up, removable via Quick-pin.



Outdoor wheel attachment with steering fork

A9041900100 € 821,10

Equipped with straight-running lock, can be removed from the wheelchair via quick release lever.

With swivelling pneumatic tyre 12.1/2 x 2.1/4" caster wheel that can be removed from the support tube via thru axle



You will find our PRO ACTIV transport restraint systems on our separate "Transport restraint systems" order sheet



3" caster wheel

3" skate wheel (80 mm)

A9000501110 € 68,70

puncture-proof



4" caster wheel

4" caster wheel "Standard" solid rubber black

A9000501011-004 (82A), puncture-proof



4" skate wheel (100 mm)

A9000501120 € 68,70

puncture-proof



4" safety light-up wheel (100 mm)

A9000501220 € 92,00

puncture-proof



4" CorMORun caster wheel (100 mm)

A9000501042 € 168,00

With replaceable 6 mm rubber tyre, puncture-proof.

Rim colour: black

Incl. spacer hair guard (5.3 mm).



4" Frog Legs caster wheel (100 mm)

A9000501230 € 206,30

with replaceable 6 mm rubber tyre ring, puncture-proof.

Colour: black, rim in silver

Incl. spacer hair deflector (5.3 mm).



5" caster wheel

5" caster wheel "Standard" PU black

A9000501036-005
(82A), puncture proof



5" caster wheel "Standard" PU grey

A9000501031-005
(82A), puncture proof



5" safety light-up wheel (125 mm)

A9000501221 **€ 92,00**
puncture proof



5" aluminium rim 3-spoke design "good shock absorption"

silver anodised **€ 174,60**
A9000501210

black **€ 174,60**
A9000501211

with replaceable rubber 6 mm medium hard, puncture-proof
Incl. hair guard spacer (3 mm)



5" CorMORun caster wheel (125 mm)

A9000501041 **€ 176,00**

With replaceable 6 mm rubber tyre, puncture-proof.
Rim colour: black
Incl. spacer hair guard (5.3 mm).



5" Frog Legs caster wheel (125 mm)

A9000501232 **€ 206,30**

with replaceable 6 mm rubber tyre ring, puncture-proof.
Colour: black, rim in silver
Incl. spacer hair deflector (5.3 mm).



6" caster wheel

6" Caster wheel "Standard" PU grey

A9000501010-006
(82A), puncture-proof



6" caster wheel "pneumatic tyre"

A9000501050 **€ 55,50**

SH front min. 42 cm



Caster fork

For castor wheel fork colours, see 'Colour of add-on parts'

If not specified, the 'castor fork Standard' with screw axle is supplied.

Caster fork Standard

A9000500100-K001
with screw axle

A9000500100-K002 **€ 162,50**

with thru axle



Caster fork Heavy duty

For high loads or when using additional electric drives

A9000510111-K001 **€ 52,40**

with screw axle

A9000510111-K002 **€ 212,50**

with thru axle



Suspension fork

incl. 5" aluminium rim "good shock absorption"

A9000500160-K002 **€ 598,90**

with thru axle



**Caster fork spare wheel
„Standard“**

A9000500300-K € 288,10
Caster fork "Standard" with thru axle



**Caster fork spare wheel
„Heavy Duty“**

A9000500301-K € 328,10
Caster fork "Heavy Duty" with thru axle



The steering wheel fork replacement kit is supplied without steering wheels. If steering wheels are required, please tick a second selection under the heading 'Steering wheels'.

Track distance

Caster wheel track extension



A9000500400* € 57,40
10 mm per side

A9000500401* € 57,40
15 mm per side

A9000500410* € 57,40
20 mm per side,
with Footrest folds up to the rear with spring locking mechanism A9047602005* included.

Drive wheels

If not specified, the "drive wheel 36 spokes aluminum rim" will be delivered.

Drive wheel, 18 spoke aluminum rim

20" (ETRTO 451-19)
A9000203052

22" (ETRTO 489-19)
A9000203062

24" (ETRTO 540-19)
A9000203122
with Liteline hub, radially spoked.
Not in conjunction with:

- Puncture-proof tyres
- One-hand drive
- Drum brake
- Power knot
- Handbike

only up to 70 kg body weight:

Gewicht \ Sturz	1°	4°	6°	8°	10°
	bis 50 Kg	✓	✓	✓	✓
51 - 60 Kg	✓	✓	✓	✓	
61 - 70 Kg	✓	✓			



Drive wheel, 36 spoke aluminum rim

20" (ETRTO 451-19)
A9000203050

22" (ETRTO 489-19)
A9000203060

with Liteline hub as standard (left image),
in conjunction with one-hand drive with
aluminium high-flange hub (right image),
radially spoked.

24" (ETRTO 540)
A9000203000-010
with Liteline hub as (left image),
radially spoked

24" (ETRTO 540)
A9000203000-020
with aluminium high-flange hub (right image).
radially spoked
in conjunction with one-hand drive



Drive wheel double rim 36 spokes

24" (ETRTO 540) € 153,20
A9000203100

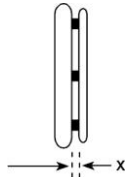
with aluminium high-flange hub
radially spoked
use with high loads



<p>Spinergy running wheel "Spox Sport" with 24 PBO spokes; rim, hub and spokes in black</p> <p><input type="checkbox"/> 24" (ETRTO 540) A9000203550 € 761,30</p> 	<p>Spinergy "Everyday Light Extreme" with 12 PBO spokes; rim and hub in black, spokes white</p> <p><input type="checkbox"/> 24" (ETRTO 540) A9000203554 € 929,30</p> <p>Recommendation: up to 70 kg body weight, Don't use in conjunction with handbike/traction device.</p> 	<p>Spinergy "Everyday Light Extreme" with 12 PBO spokes; rim, hub and spokes in black</p> <p><input type="checkbox"/> 24" (ETRTO 540) A9000203552 € 929,30</p> <p>Recommendation: up to 70 kg body weight, Don't use in conjunction with handbike/traction device.</p> 
--	--	--

Handrims

x = dimension handrim attachment






Handrim attachment general:










- x = 11 mm
- x = 19 mm

Handrim attachment Curve + Gekko handrim:

- x = 10 mm
- x = 18 mm

If not specified, the handrim will be mounted narrow (11 mm / 10 mm).

<p>stainless steel Ø 20 mm</p> <ul style="list-style-type: none"> <input type="checkbox"/> 20" handrim for 20" wheel A9000205010-001 <input type="checkbox"/> 22" handrim for 22" wheel A9000205010-002 <input type="checkbox"/> 24" handrim for 24" wheel A9000205010-004 	<p>aluminium Ø 19 mm silver anodised</p> <ul style="list-style-type: none"> <input type="checkbox"/> 24" handrim for 24" wheel A9000205019-004 	<p>aluminium Ø 16 mm powder coated in frame colour (base colour for two-colour design)</p> <ul style="list-style-type: none"> <input type="checkbox"/> = surface gloss <input type="checkbox"/> = surface matt <p>Note: matt coating is not recommended due to the low grip.</p> <ul style="list-style-type: none"> <input type="checkbox"/> 20" handrim for 20" wheel A9000205021-001 € 66,30 <input type="checkbox"/> 22" handrim for 22" wheel A9000205021-002 € 66,30 
--	--	--

<p>aluminium Ø 19 mm powder coated in frame colour (base colour for two-colour design)</p> <p><input type="checkbox"/> = surface gloss <input type="checkbox"/> = surface matt</p> <p>Note: matt coating is not recommended due to the low grip.</p> <p><input type="checkbox"/> 20" handrim for 20" wheel € 66,30 A9000205020-001</p> <p><input type="checkbox"/> 22" handrim for 22" wheel € 66,30 A9000205020-002</p> <p><input type="checkbox"/> 24" handrim for 24" wheel € 66,30 A9000205020-004</p> 	<p>aluminium Ø 16 mm polished and hard anodised</p> <p><input type="checkbox"/> 20" handrim for 20" wheel € 160,10 A9000205031-001</p> <p><input type="checkbox"/> 22" handrim for 22" wheel € 160,10 A9000205031-002</p> 	<p>aluminium Ø 19 mm polished and hard anodised</p> <p><input type="checkbox"/> 20" handrim for 20" wheel € 160,10 A9000205030-001</p> <p><input type="checkbox"/> 22" handrim for 22" wheel € 160,10 A9000205030-002</p> <p><input type="checkbox"/> 24" handrim for 24" wheel € 160,10 A9000205030-004</p> 
<p>titanium Ø 19 mm</p> <p><input type="checkbox"/> 24" handrim for 24" wheel € 325,80 A9000205040-004</p> 	<p>Silicone handrim cover</p> <p><input type="checkbox"/> for 20" handrim € 226,00 A9000205100-001</p> <p><input type="checkbox"/> for 22" handrim € 226,00 A9000205100-002</p> <p><input type="checkbox"/> for 24" handrim € 226,00 A9000205100-004</p> <p>surface without structure, compatible with Ø 19 mm and Ø 20 mm handrim</p> 	<p>Ultra-Grip "very grippy"</p> <p><input type="checkbox"/> 20" handrim for 20" wheel € 390,70 A9000205070-001</p> <p><input type="checkbox"/> 22" handrim for 22" wheel € 390,70 A9000205070-002</p> <p><input type="checkbox"/> 24" handrim for 24" wheel € 390,70 A9000205070-004</p> 
<p>Ergo-Grip</p> <p><input type="checkbox"/> 20" handrim for 20" wheel € 396,80 A9000205080-001</p> <p><input type="checkbox"/> 22" handrim for 22" wheel € 396,80 A9000205080-002</p> <p><input type="checkbox"/> 24" handrim for 24" wheel € 396,80 A9000205080-004</p> <p>mounting adjacent to the rim.</p> <p>Note: Due to the complex geometry, concentricity deviations of +/- 2-3 mm are possible.</p> 	<p>Maxgrepp with cell and natural rubber cover very good grip, soft</p> <p><input type="checkbox"/> 20" handrim for 20" wheel € 396,80 A9000200788</p> <p><input type="checkbox"/> 22" handrim for 22" wheel € 396,80 A9000200789</p> <p><input type="checkbox"/> 24" handrim for 24" wheel € 396,80 A9000200787</p> 	<p>Curve black anodised, ergonomic handrim profile</p> <p><input type="checkbox"/> 24" handrim for 24" wheel € 389,10 H 24 mm A9000205130-004</p> <p><input type="checkbox"/> 24" handrim for 24" wheel € 389,10 H 31 mm size L A9000205140-004</p> 

<p>Curve silver anodised, ergonomic handrim profile</p> <p><input type="checkbox"/> 24" handrim for 24" wheel H 31 mm, size L A9000205160-004</p> <p style="text-align: right;">€ 394,30</p> 	<p>Curve powder-coated, ergonomic handrim profile</p> <p><input type="checkbox"/> = frame colour (surface gloss) <input type="checkbox"/> = black (surface gloss)</p> <p><input type="checkbox"/> 24" handrim for 24" wheel H 24 mm A9000205135-004</p> <p style="text-align: right;">€ 454,00</p> <p><input type="checkbox"/> 24" handrim for 24" wheel H 31 mm size L A9000205145-004</p> <p style="text-align: right;">€ 454,00</p> 	<p>Curve Grip, with Tetra-Grip-coating ergonomic handrim profile</p> <p><input type="checkbox"/> 24" handrim for 24" wheel H 24 mm A9000205155-004</p> <p style="text-align: right;">€ 505,50</p> 	
<p>Quadro with Tetra-Grip-coating</p> <p><input type="checkbox"/> 24" handrim for 24" wheel A9000205170-004</p> <p style="text-align: right;">€ 517,50</p> 	<p>Gekko black anodised</p> <p><input type="checkbox"/> 24" handrim for 24" wheel A9000205175-004</p> <p style="text-align: right;">€ 501,20</p> <p>with robust and replaceable silicone lip fully integrated into the profile Profile height 31 mm</p> 	<p>Gekko silver anodised</p> <p><input type="checkbox"/> 24" handrim for 24" wheel A9000205185-004</p> <p style="text-align: right;">€ 513,20</p> <p>with robust and replaceable silicone lip fully integrated into the profile Profile height 31 mm</p> 	
<p>Gekko S black anodised</p> <p><input type="checkbox"/> 22" handrim for 22" wheel A9000205195-002</p> <p style="text-align: right;">€ 501,20</p> <p><input type="checkbox"/> 24" handrim for 24" wheel A9000205195-004</p> <p style="text-align: right;">€ 501,20</p> <p>with robust and replaceable silicone lip fully integrated into the profile Profile height 24 mm</p> 	<p>Equipment without handrims</p> <p><input checked="" type="checkbox"/> A9000205990</p>		
<p>Spoke guard</p>			
<p>Finger- and spoke guard „transparent“ Not in conjunction with Spinergy drive wheels.</p> <p><input type="checkbox"/> for 20" wheel A9000206300-001</p> <p style="text-align: right;">€ 201,10</p> <p><input type="checkbox"/> for 22" wheel A9000206300-002</p> <p style="text-align: right;">€ 201,10</p>			 <p><input type="checkbox"/> for 24" wheel A9000206300-004</p> <p style="text-align: right;">€ 201,10</p>

Tyres

If not specified, the tires "Schwalbe RightRun black" will be delivered.

Schwalbe „RightRun“ high-pressure low-friction tyre

22x1" (489-25)
A9000204001-002

24x1" (540-25)
A9000204001-004

Colour: black
7.5 bar



Schwalbe „RightRun“ high-pressure low-friction tyre

20x1" (451-25)
A9000204000-001

22x1" (489-25)
A9000204000-002

24x1" (540-25)
A9000204000-004

Colour: black, grey
7.5 bar



Schwalbe „DownTown“ tread tyres

24x1" (540-25)
A9000204010-004
7.5 bar



Schwalbe „MarathonPlus Evolution“ with “smart guard” puncture protection and reflector strips

22x1" (489-25) € 47,80
A9000204030-002

24x1" (540-25) € 47,80
A9000204031-004

Colour: black
10 bar



Schwalbe „MarathonPlus Evolution“ with “smart guard” puncture protection

24x1" (540-25) € 47,80
A9000204030-014

Colour: black
10 bar



Schwalbe „MarathonPlus“ with “smart guard” puncture protection

24x1" (540-25) € 47,80
A9000204030-004

Colour: black, grey
10 bar



Schwalbe „One“

24x1" (540-25) € 90,30
A9000204123-004

Colour: black
9 bar



Puncture-proof tyre “solid rubber tyres”

22x1" (489-25) € 119,10
A9000204200-002

Colour: grey

24x1" (540-25) € 119,10
A9000204201-004

Colour: Black

Not in conjunction with 18-spoke drive wheel,
Spinergy and one-hand drive.



Accessories

24" MTB spare wheel set

with double rim (ETRTO 507), aluminium front hub, thru axle and stainless steel handrim
Mountain bike tyres optional:

A9000203410 € 682,90

24x1.75" Schwalbe "Marathon Plus"
Brake setting compatible with 24x1" wheel



A9000203413 € 682,90

24x2.1" Schwalbe "Smart Sam Sport"
Brake setting not compatible with 24x1" wheel



NOTE: We charge an additional cost for use with drum brakes

A9000200004 € 221,10

Through axle with assistance, large push button

A9000200096 € 102,70

Locking dimension: 122 / 110 mm
Axle diameter: 12 mm
Not in conjunction with lockable drive wheel axle lock 'Tetra Clip',
not in conjunction with one-hand drive



Lockable drive wheel axle clip „Tetra Clip“

A9000206400* € 161,60

Not in conjunction with Spinergy drive wheels,
one-hand drive, drum brake or Liteline hub



Hand air compressor with pressure gauge

A9000901100 € 103,20

Up to 14 bar



Length-adjustable safety belt with buckle

A9000902100 € 78,30



Adjustable safety belt with hook and fastener

A9000902110* € 62,60



Crutch holder with nylon cup

A9000902310* € 133,40



SIGMA lighting set

A9000903270 € 104,80

Consisting of front light and rear lights,
chargeable via Micro USB socket,
incl. Micro USB charging cable.
Lighting set compliant with road traffic regulations



Transport bag for drive wheels

for 24" Rad
Ø 76 cm x 2 cm
A9000903530-004 € 75,50



Therapy table

width 350 mm
(up to SB 37 cm) € 466,20
A9000902800-001

width 400 mm
(SB 38 - 41 cm) € 466,20
A9000902800-002

width 420 mm
(from SB 42 cm) € 466,20
A9000902800-003

Removable table plate from Lexan,
transparent, with front edging, with 2
positioning stops Ø 25 mm (for adaptation to
frame tube diameter Ø 25 mm)



Further accessories (such as handbikes, steering attachments, etc.) see separate order form or www.proactiv-gmbh.de.

Notes and remarks:

Location, Date

Signature End customer/dealer

The signature field is intended for the consultant and insured person. This confirms that the intended equipment is intended for the insured person.

- 19 - 2025-08-01 / The prices are plus statutory value-added tax and shipping costs = Included in the basic price = Position selected
Order sheet BUDDY Rev. 00 UK