

☐ **Quotation date:** _____

Consultation was carried out by
Staff at the medical supplies shop: _____
Enquiry no.: _____

☐ **Order date:** _____

according to GTC PRO ACTIV Reha-Technik GmbH

Order no.: _____

Medical suppliers / company address:

Cust. no.: _____

Name: _____

Street: _____

Postcode / city: _____

Phone: _____

Fax: _____

E-Mail: _____

Contact: _____

☐ **Different invoice address (see below)**

Cust. no.: _____

Name: _____

Street: _____

Postcode / city: _____

☐ **Different shipping address (see below)**

Cust. no.: _____

Name: _____

Street: _____

Postcode / city: _____

Customer name / commission:

ID / Comm. No.: _____

Surname, forename: _____

Street: _____

Postcode / city: _____

Phone: _____

E-Mail: _____

D.O.B: _____

Paying organisation: _____

Indication: _____



HUSK-E adaptive bike mechanical

Manual without power-assisted drive
up to 120 kg trailer load

basic equipment

- Docking plate for quick connection to the "Quick-Snap adapter"
- Adjustable and foldable bottom bracket support to minimise pack size
- Disc brake Ø 180 mm with brake lever or coaster disc brake possible
- Mechanical parking disc brake
- Parking stand with longer operating lever
- Lighting set
- Mudguard
- 20" drive wheel

A9117100050-020

€ 4.230,00

Note: If required, the HUSK-E mechanical can be upgraded to an electrically assisted handbike with a retrofit kit. You can find the retrofit kits at shop.proactiv-gmbh.com.

Body size

Body height: _____ cm

Upper body height: _____ cm

Weight: _____ kg

The information required to process the request is essential!

Heavy Duty version

Special clearance user weight

☐ A9117100100 € 482,90

For user weights from 120 kg to 150 kg.

Transmission

Chainring on bottom bracket with 28 teeth

☐ A9117200050
For a higher top speed

Chainring on bottom bracket with 22 teeth

☐ A9117200051
For a very light response

Derailleur gears

Shimano Deore 1x11 Rapid Fire 11-speed derailleur gears

☐ A9117200029
Mechanical derailleur gear system with control on the handle.
11-speed cassette 11-42 teeth
and a gear range of 381 %



Shimano Deore XT 1x11 Rapid Fire 11-speed derailleur gears

☐ A9117200019 € 216,80
Mechanical derailleur gears with control on the handle.
11-speed cassette 11-42 teeth
and a gear range of 418 %



Shimano Deore XT 1x11 Di2 with push-button operation 11-speed derailleur gears

☐ A9117200028 € 1442,80
Electronic derailleur with operation on the handle via a button.
11-speed cassette 11-42 teeth
and a gear range of 418 %



Shimano Deore XT 1x11 Di2 with chin control 11-speed derailleur gears

☐ A9117200027 € 1583,60
electronic derailleur with chin control (Tetra equipment).
11-speed cassette 11-42 teeth
and a gear range of 418 %



Brake system

Double hydraulic disc brake system „Magura”

☐ A9117300100 € 163,20

Two Magura 2-piston brake callipers,
parking brake via locking bracket on the handle,
mechanical parking disc brake not required.

Mechanical back-pedal disc brake with crank release function

☐ A9117300110 € 716,90

compatible with derailleur gears and freewheel hub.
Incl. second mechanical disc brake designed as a parking brake.
The hydraulic disc brake is omitted.
In conjunction with:
- grip width 45 cm, 50 cm, 53 cm or 58 cm
- crank length 155 or 175 mm
up to 120 kg body weight



Driving brake - supplement for the mechanical parking brake

☐ A9117300120 € 112,70

The parking disc brake is supplemented with a brake handle on the left-hand handle. This means that the mechanical disc brake can be used as a driving brake and parking brake.

Colour mudguard

If not specified, the mudguard and chain guard will be delivered in anthracite RAL 7016 matt.

Mudguard, chain guard and motor cover
Anthracite RAL 7016 matt

☒ A9117500004

Mudguard, chain guard and motor cover
Pure orange RAL 2004 gloss

☒ A9117500006



Mudguard, chain guard and motor cover
Lemon green gloss

☒ A9117500007



Mudguard, chain guard and motor cover
Customized colour selection

☐ A9117500010 € 149,00

from colour palette one-colour design
powder colours wheelchair

A9000100170-____

Colour:_____

Tyres

20x2,35" Schwalbe „Smart Sam“

☐ A9117105101

(ETRTO 406-60)
profile tyre
puncture protection level 3.5



20x2,15" Schwalbe „Big Ben Plus“

☐ A9117105102 € 27,90

(ETRTO 406-55)
profile tyre
puncture protection level 6



Dimensions

Crank type and grip width

Standard crank

☐ Grip width 40 cm
A9117500100-040

☐ Grip width 45 cm
A9117500100-045

☐ Grip width 50 cm
A9117500100-050

Tetra crank (flared)

with extended crank arms for maximum upper body space

☐ Grip width 48 cm
A9117500100-048

☐ Grip width 53 cm
A9117500100-053

☐ Grip width 58 cm
A9117500100-058

Bottom bracket support

maximum length from the pivot point in the fork to the bottom bracket shaft

☐ Length 520 mm (short)
via shortened retaining tubes € 150,80
A9117500001












Recommendation: up to approx. 165 cm body height

☒ Length 570 mm (standard)
A9117500008

Recommendation: from approx. 165 cm to 185 cm body height

☐ Length 620 mm (long)
using a longer bottom bracket distance € 198,50
A9117500003

Recommendation: from approx. 185 cm body height

Standard pedal crank <input type="checkbox"/> Length 155 mm A9110600100-155 <input type="checkbox"/> Length 175 mm A9110600100-175 <input type="checkbox"/> Length 195 mm A9110600100-195 	Tetra pedal crank <input type="checkbox"/> Length 155 mm A9100600105-155 € 132,10 <input type="checkbox"/> Length 175 mm A9100600105-175 € 132,10 <input type="checkbox"/> Individual length 140 mm to 195 mm A9100600100 € 251,20 	
Handles		
Palm rest on the handle <input type="checkbox"/> A9110601200 € 99,80 upholstered, bolted, angle-adjustable. 	Tetra hand support, pivotable, adjustable grip distance <input type="checkbox"/> A9110601101 € 164,50 	Tetra backrest swivel and adjustable grip width <input type="checkbox"/> A9110601102 € 186,00 very stiff external support as round tube Ø 20 mm with foam rubber coating 
Tetra ergonomic handle free-standing <input type="checkbox"/> A9100600001 € 159,80 Crank handles arranged vertically widens the grip width by 8.6 cm Can be combined with Tetra hand support swivelling 	Tetra shell handles <input type="checkbox"/> A9110601100 € 167,40 	
Accessories Bike		
Manoeuvring castors for parking stand <input type="checkbox"/> A9110900017 € 118,50 Manoeuvring rollers mounted to the parking stand via inlet. 	Panniers incl. holders <input type="checkbox"/> A9117900220 € 306,20 Holders mounted on the fork arms. Max. load weight 5 kg each. 	SIGMA BC 14.0 WL CAD Bike-Computer <input type="checkbox"/> A9110900018 € 166,50 with pedal frequency set, wireless 
SIGMA BC 8.0 ATS Bike-Computer <input type="checkbox"/> A9110901000 € 68,10 wireless, with bracket 		

Options for users with reduced functions

Quick release clip lever extension for rigid frame adapter

☐ A9110700004 € 100,90

to make the opening and closing of the quick release clips easier.
Only in conjunction with rigid frame adapter.



Lever extension excenter lock for Quick Snap connection

☐ A9110700006 € 71,70

simplifies the opening and closing of the Quick Snap adapter.
Tetra version, curved.



Adaptation help for centering pin

☐ A9110700002 € 53,40
to simplify the insertion of the central adapter.



Chest strap for upper body fixation

☐ size S (105 cm) € 231,80
A9000800016

☐ size M (125 cm) € 231,80
A9000800013

☐ size L (145 cm) € 231,80
A9000800014

☐ size XL (165 cm) € 231,80
A9000800017

consisting of elastic webbing material in combination with neoprene with Velcro and operating tab.
Colour: black



Frame adapter

SPEEDY rigid frame adapter right-hand operation with "Quick-Snap-Adaption"

☐ A9110700142 € 502,40

with quick-release clamp and centering pin holder.
Colour: black



TRAVELER folding frame adapter right-hand operation with "Quick-Snap-Adaption"

☐ A9110701302 € 537,20

with quick-release clamp and centering pin holder on the folding mechanism.
Colour: black



BUDDY rigid frame adapter right-hand operation with "Quick-Snap-Adaption"

☐ A9110701401 € 502,40

with quick-release clamp and centering pin holder.
Colour: black



**Wheelchair front adapter
right-hand operation
with universal clamp
and "Quick-Snap-Adaption"**

☐ A9110701502 € 572,30

Adapter attachment to the wheelchair stem.
Operation on the right-hand side.

Mounting situation for PA products:

Straight front end from SB 31 cm to 54 cm

V-shaped front end from SB 30 cm to 50 cm

Please select the frame clamp below:

☐ clamping range 95 mm
A9110701525
tube diameter 23-27 mm

☐ clamping range 95 mm
A9110701530
tube diameter 28-32 mm

☐ clamping range 95 mm
A9110701535
tube diameter 33-37 mm

☐ clamping range 70 mm € 72,90
A9110900072
tube diameter 23-27 mm

☐ clamping range 70 mm € 72,90
A9110900078
tube diameter 28-32 mm

☐ clamping range 70 mm € 72,90
A9110900079
tube diameter 33-37 mm

☐ clamping range 75 mm € 255,30
A9199000080
tube diameter KÜSCHALL 2.0

PLEASE NOTE:

If the exact tube diameter is not specified, an adapter for a tube diameter of 23 - 27 mm and clamping range 95 mm is supplied as standard.

Please select the clamping sleeve below:

☐ clamping sleeve [80 mm]
included as standard
For close clearance between footrest and drive wheel.

☐ clamping sleeve [110 mm] € 44,50
A9199000117
For medium distance between footboard and drive wheel.

☐ clamping sleeve [170 mm] € 53,90
A9199000154
For a wide distance between footrest and drive wheel.

PLEASE NOTE:

If not specified, the clamping sleeve is supplied with 80 mm.

**Clamp lever with 3-way star handle for
actuating the frame clamping**

☐ A9199701507 € 103,00

Mounted on the right and left for easy terminal
operation with limited manual function.
Only in conjunction with front adapter.



Wheelchair-dependent accessories


Extended bike plate

☐ for SPEEDY A1 / A2 € 359,20
A9110100100-002

☐ for BUDDY € 359,20
A9110100100-003

☐ for TRAVELER € 359,20
A9110100100-001

4° camber integrated
Track independently adjustable



**Wheelbase extension via „locking
mechanism with pull operation“**

☐ for SPEEDY 4all /
4teen / 4you /
TRAVELER 4you € 548,30
A9110102001

removable, with continuous axle tube
4° / 6° camber integrated
Track independently adjustable



**Wheelbase extension angle-adjustable
and removable**

☐ for SPEEDY F2 / F3 € 711,20
A9015100005

with continuous axle tube,
height adjustment via toothed joint,
adjustable in 6° angle increments.
Wheel position displacement approx. 14 cm
4° / 6° camber integrated, track adjustable
Mounting option must be checked by PRO
ACTIV.

Only possible in conjunction with base support
plate.

Up to 120 kg trailer load.



Notes and remarks: