

Im Hofstätt 11  
D- 72359 Dotternhausen  
Phone +49 (0)7427 9480-0  
Fax +49 (0)7427 9480-7025  
E-Mail info@proactiv-gmbh.de  
www.proactiv-gmbh.com



**Quotation date:** \_\_\_\_\_

**Order date:** \_\_\_\_\_

according to GTC PRO ACTIV GmbH

**Medical suppliers/company address:**

Cust. no.: \_\_\_\_\_  
Name: \_\_\_\_\_  
Street: \_\_\_\_\_  
Postcode, city: \_\_\_\_\_  
Phone: \_\_\_\_\_  
Fax: \_\_\_\_\_  
E-Mail: \_\_\_\_\_  
Contact: \_\_\_\_\_

**Invoicing address, other** (see below)

Cust. no.: \_\_\_\_\_  
Name: \_\_\_\_\_  
Street: \_\_\_\_\_  
Postcode, city: \_\_\_\_\_

**Shipping address, other** (see below)

Cust. no.: \_\_\_\_\_  
Name: \_\_\_\_\_  
Street: \_\_\_\_\_  
Postcode, city: \_\_\_\_\_

**Customer name/commission:**

Name: \_\_\_\_\_  
Street: \_\_\_\_\_  
Postcode, city: \_\_\_\_\_  
Phone: \_\_\_\_\_  
Fax: \_\_\_\_\_  
E-Mail: \_\_\_\_\_  
DoB: \_\_\_\_\_  
Paying organisation: \_\_\_\_\_  
Indication: \_\_\_\_\_



**NJ1 Adaptive bike**

with hub gear and back pedal brake  
up to 120 kg trailer load and 10 kg load capacity

- docking plate for quick coupling to the "Quick-Snap" adapter
- A-shaped handles with integrated switching and brake fittings
- back pedal brake integrated in the hub gear
- secondary V-brake (rim brake) with locking mechanism
- parking stand
- chain protection tube
- lighting set Sigma with rechargeable battery charger, front and rear lights

9110110000 € 2,510.00

**Services:**

**1. Assembly of the frame adapter for PRO ACTIV**

9990000001  
on newly ordered PRO ACTIV wheelchair (assembly included)

9990000002 € 135.00  
on existing PRO ACTIV wheelchair  
Prod. no.: \_\_\_\_\_

**2. Delivery, instruction and handing over at the customer by PRO ACTIV**

9990000003 € 425.00  
plus shipping costs

**4. Assembly of the frame adapter by a specialist dealer**

9990000008  
on existing PRO ACTIV wheelchair  
Prod. no.: \_\_\_\_\_  
(assembly and delivery by specialist dealer)

9990000005  
onto a third-party product  
(compatibility testing, assembly and delivery by specialist dealer)

**Body size**

Body height: \_\_\_\_\_ cm

Upper body height: \_\_\_\_\_ cm

Weight: \_\_\_\_\_ kg

Information essential to process the order!

## Colour

**Silver,  
anodised drive unit**

9110100170-000

**Black Shadow,  
deep black drive unit  
RAL 9005, smooth gloss**

9110100170-001 **€ 103.80**

- fork tube R and L  
- fork bridge, top and bottom  
- bottom bracket support

## Hub drive system

**Shimano "Nexus"  
7-speed hub gear**

9110200022  
"Grip Shift" twist grip shifter  
Gear ratio: Sprocket 32 teeth,  
Cassette 20 teeth  
(With bottom bracket support L – 19 teeth)



**Shimano "Nexus"  
8-speed hub gear**

9110200023 **€ 138.50**

"Grip Shift" twist grip shifter  
Gear ratio: Sprocket 32 teeth,  
Cassette 20 teeth  
(With bottom bracket support L – 19 teeth)



## Gear change accessories

**Mountain drive 2.5: 1 gear reduction for  
hills in combination with hub gear**

9110200003 **€ 499.80**

Planetary gear set for doubling of the number of  
gears  
All gears (the hub gear and the gear reduction for hills) can be  
changed when stationary!  
In combination with grip width 40 or 45 cm!



## Brake system

**Parking brake can be operated via  
the gear lever**

9110300002 **€ 66.60**

Mounted on the bottom bracket support,  
2nd brake handle on the crank handle, left  
side is omitted



## Dimensions


**Pedal bearing shaft**

Grip width 40 cm  
9110500100-040

Grip width 45 cm  
9110500100-045

Grip width 50 cm  
9110500100-050

Grip width 55 cm **€ 57.20**  
9110500100-055  
Handle distance of more  
than 25 mm



## Fixed bottom bracket support

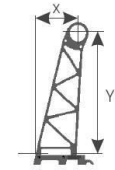
M (X/Y 90/250 mm)  
9110501100-001

M-L (X/Y 130/310 mm)  
9110501100-004

L (X/Y 158/362 mm)  
9110501100-002

XL (X/Y 158/410 mm) **€ 52.60**  
9110501100-006

XXL (X/Y 170/465  
mm) **€ 52.60**  
9110501100-007



## Adjustable bottom bracket support

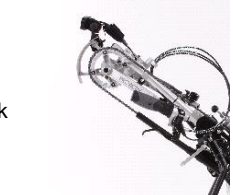
9110500001 **€ 182.90**

Adjustable angle via clamped hinge on the fork  
bridge and in their length.

For the pre-setting, please specify the bottom  
bracket support size that comes as close to  
your desired position.

**Size:** \_\_\_\_\_

If not specified, the adjustable bottom bracket  
support size XL will be delivered.  
Deliverable up to size XL




## Pedal crank

Length 155 mm  
9110600100-155

Length 175 mm  
9110600100-175

Length 195 mm  
9110600100-195



## Customer-specific crank length according to dimension

\_\_\_\_\_ mm (minimum length 125 mm)

9110600100-000 **€ 155.80**

## Drive wheel

### Drive wheel with double-wall rim

20" (406)  
9110203050

24" (507)  
9110104259

26" (559)  
9110104260

## Tyres

### Schwalbe "Marathon"

20x1.5" (406-40)  
9110105120

26x1.5" (559-35)  
9110105100

Touring tyres



### Continental "Ride Tour"

- 24x1.75" (507-47)  
9110105127

Touring tyres



### Schwalbe "Big Apple"

- 20x2" (406-50)  
9110105125

Balloon tyres



### Schwalbe "Knobby"

- 20x2" (406-54)  
9110105126

Profiled tyres



### Schwalbe "Marathon Plus"

unpuncturable, with anti-puncture belt Smart Guard

- 20x1,75" (406-47) € 23.80  
9130105128
- 24x1.75" (507-47) € 23.80  
9110105135



## Bike accessories

### Plug-in protection plate

- 9110502100 € 45.80



### SIGMA BC 1200 Bike Computer

- 9110901000 € 55.30  
wireless



### SIGMA BC 1606L DTS Bike Computer

- 9110900018 € 135.20  
wireless  
with wireless pedal frequency set



### Bracket ø 22 mm x 42 mm for fixing of accessories (speedometer, lighting, or similar)

- 9110903271 Item price € 18.30

Colour: natural anodised

\_\_\_\_\_ Items



### Aluminium luggage rack "cargo systems"

- 9110903290 € 80.20

Colour: black  
Max. load weight 10 kg on loading platform, max. 15 kg in combination with saddle bags with lower load height.



### Manoeuvring rollers for parking stands

- 9110900017 € 96.20

Manoeuvring rollers mounted to the parking stand via dual clamping bracket. (figure similar)



### Manoeuvring bar mounted on the chain guard

- 9110500000 € 133.10

with foam rubber cover



## Options for users with reduced function

### Tetra hand support, pivotable, adjustable grip distance

- 9110601101 € 140.30



### Tetra shell handles

- 9110601100 € 135.90



### Tetra backhand support

- 9110601102 € 158.60

pivotable, adjustable distance to the bike handle



### Automatic shifting operation for sequential shifting of the Nexus 8-speed switching

- 9110200002 € 587.60

Switch control mounted fixed on the chain guard for operating the gear lever using the actuating bar by hand or chin control.



### Quick release clip lever extension for fixed frame adapter

- 9110700004 € 82.00

in order to make the opening and closing of the quick release clips easier



### Eccentric connection lever extension for Quick Snap connection

- 9110700005 € 58.10

in order to make the closing or opening of the Quick Snap adapter easier. Tetra version



### Ratchet with lever extension for eccentric connection for quick snap adaptation

- 9110700007 € 99.80

Makes it easier to close respectively open the quick snap adapter. Execution Tetra



### Centring column adaptation assistance

- 9110700002 € 41.70

in order to make inserting the central adapter easier.



## Frame adapters

### SPEEDY fixed frame adapter with "Quick Snap Adaption"

9110700141 € 407.90

with quick release clips and centring column mount on the frame  
Colour: black



### TRAVELER folding frame adapter with "Quick Snap Adaption"

9110701300 € 436.00

with quick release clips and centring column mount on the folding mechanism  
Colour: black



### BUDDY fixed frame adapter with "Quick Snap Adaption"

9110701400 € 407.90

with quick release clips and centring column mount on the frame  
Colour: black

### Wheelchair front adapter with universal clamping and "Quick-Snap Adaption"

9110701500 € 464.70

Adapter mount on the wheelchair front end

Installation situation with PA products:  
Frame stem G-From from seat width 31 cm to 54 cm  
Frame stem V-From from seat width 30 cm to 50 cm

#### PLEASE NOTE:

If the frame tube diameter is not specified, as standard we shall deliver an adapter for a frame tube diameter of 23-27 mm!

Please make the following selection:

9110701525  
Frame tube diameter 23-27 mm


9110701530  
Frame tube diameter 28-32 mm

9110701535  
Frame tube diameter 33-37 mm



### Wheelbase extension removable via "grid mechanism with pulling operation", with continuous axle tube

For Speedy 4all / 4teen / 4you / Traveler 4you 9110102001 € 445.10



4°/6° camber integrated, independently adjustable track

### Wheelbase extension removable via "Quick-Pins", with continuous axle tube

For Speedy F2 9015101000 € 445.10

For Speedy F4 9110101000 € 445.10



4°/6° camber integrated, independently adjustable track  
Attachment possibility for F2/F4 must be checked by PRO ACTIV!

### chest strap for torso fixation

size S (105cm) 9000800016 € 221.50

size M (125cm) 9000800013 € 221.50

size L (145cm) 9000800014 € 221.50

size XL (165cm) 9000800017 € 221.50



Made out of elastic belt material with neoprene and velcro, with lug for easy opening.  
Colour: black

### your additional notes:


## Wheelchair-dependent accessories

### Extended bike plate

For Speedy A1/A2 9110100100-002 € 291.70

For Buddy 9110100100-003 € 291.70

For Traveler 9110100100-001 € 291.70



4° camber integrated, independently adjustable track

I herewith confirm the details listed above

Location, Date

Signature (End customer)

Location, Date

Signature (Dealer)