



PROACTIV®



OUTDOOR WHEEL ATTACHMENT

steering & pushing aid

EXPERIENCE MOBILITY IN A NEW WAY

With the **outdoor wheel attachment**, your wheelchair becomes all-terrain and masters cobblestones, gravel and forest paths with ease. The larger 12" wheel overcomes uneven surfaces more easily as the small castor wheels are raised off the ground. Thanks to the quick-release clamp or locking plate, assembly is possible without tools. The wheel attachment is available in two versions: The version with steering fork offers a 360° swivelling wheel for maximum manoeuvrability and can be locked in place with a handle for straight-ahead travel – ideal for flexible manoeuvring. The version with a fixed fork ensures optimum directional stability and is perfect for long distances and higher speeds. It is particularly suitable for carers pushing the wheelchair or jogging with children.



#TerrainChampion

The outdoor wheel attachment turns your wheelchair into an off-road expert! Whether cobblestones, gravel or forest paths – the larger 12" wheel overcomes all unevenness.



#MountedWithoutTools

Thanks to the quick-release clamp or locking plate, the wheel attachment can be attached in seconds – without any tools. Simply click in and drive off!



#FlexibleOnTheRoad

You have full control with the steering fork: the wheel can be swivelled 360° and locked in place with a handle. Perfect for agile manoeuvring or straight-line stability when pushing.



#TrackStability

The rigid fork ensures optimum directional stability – ideal for long, straight stretches. No wobbling, no unnecessary effort – simply relaxed when travelling.





EASY HANDLING AND BROAD COMPATIBILITY.

The wheel attachment can be quickly adapted and detached without tools. Compatible with PRO ACTIV rigid frame, folding frame and children's and youth wheelchairs.

UNIQUE, SELECTABLE OPTIONS FROM PRO ACTIV:



Depending on the version, the wheel attachment is attached using a clamp or locking plate. In both cases: quick coupling and uncoupling in a few simple steps.



The straight-ahead lock on the steering fork can be easily engaged or disengaged with a flick of the wrist.






The outdoor wheel attachment can be quickly dismantled into two parts. The steering wheel is connected to the handlebar via a quick-release axle and can be removed in one easy step – ideal for transport and space-saving storage.

TECHNICAL SPECIFICATIONS

Data subject to design changes.

Special features:	For negotiating uneven terrain I with rigid fork or steering fork
Total weight without adapter:	Fixed from 3.4 kg I with steering fork from 3.6 kg (including adapter rod; no separate central or front adapter required)
Pack size:	From 101.5 x 12.5 x 44 cm (with quick-release clamp) From 101.5 x 18.0 x 56 cm (with locking plate)
Wheel sizes:	12"
Max. standard load weight:	Up to 120 kg load capacity
Directional stability:	With fixed fork: The fork is fixed in the straight-ahead position With steering fork: The wheel can be swivelled 360° and locked in the straight-ahead position using the straight-ahead lock
Adaptation:	Adaptation via a quick release clamp or a locking plate on the support tube, no tools required

FOLLOW US ON SOCIAL MEDIA



PRO ACTIV®

PRO ACTIV Reha-Technik GmbH

Im Hofstätt 11
72359 Dotternhausen
info@proactiv-gmbh.de

www.proactiv-gmbh.com

Rev. 05/2025
Subject to technical modifications, printing errors & colour deviations.