

Im Hofstätt 11  
D-72359 Dotternhausen  
Phone +49 (0)7427 9480-0  
Fax +49 (0)7427 9480-7025  
e-mail info@proactiv-gmbh.de  
www.proactiv-gmbh.com



☐ **Quotation date:** \_\_\_\_\_

**Consultation was carried out by**  
**Staff at the medical supplies shop:** \_\_\_\_\_

**PRO ACTIV field representative:** \_\_\_\_\_

☐ **Order date:** \_\_\_\_\_

according to GTC PRO ACTIV GmbH

**Medical suppliers/company address:**

Cust. no.: \_\_\_\_\_  
Name: \_\_\_\_\_  
Street: \_\_\_\_\_  
Postcode / city: \_\_\_\_\_  
Phone: \_\_\_\_\_  
Fax: \_\_\_\_\_  
E-Mail: \_\_\_\_\_  
Contact: \_\_\_\_\_

**Shipping address:** ☐ **same as company**  
**address**

☐ **Other (see below)**

Name: \_\_\_\_\_  
Street: \_\_\_\_\_  
Postcode / city: \_\_\_\_\_

**Customer name/commission:**

Surname, \_\_\_\_\_  
forename: \_\_\_\_\_  
Street: \_\_\_\_\_  
Postcode / city: \_\_\_\_\_  
Phone: \_\_\_\_\_  
Fax: \_\_\_\_\_  
E-Mail: \_\_\_\_\_  
D.O.B: \_\_\_\_\_  
Paying \_\_\_\_\_  
organisation: \_\_\_\_\_



**LITTY 4all**

**Children's wheelchair**

Maximum user weight limit 50 kg

Weight from 6.7 kg

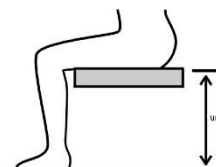
A9043100000-\* € 3,690.00

**Invoicing address:** ☐ **same as company address**

☐ **other (see below)**

Cust. no.: \_\_\_\_\_  
Name: \_\_\_\_\_  
Street: \_\_\_\_\_  
Postcode / city: \_\_\_\_\_  
Phone: \_\_\_\_\_  
Fax: \_\_\_\_\_  
E-Mail: \_\_\_\_\_  
Contact: \_\_\_\_\_

**Body size:**



Body height: \_\_\_\_\_ cm

Weight: \_\_\_\_\_ kg

Lower leg length: \_\_\_\_\_ cm

(anatomic dimension: hollow of the knee to the foot sole):

Indication: \_\_\_\_\_

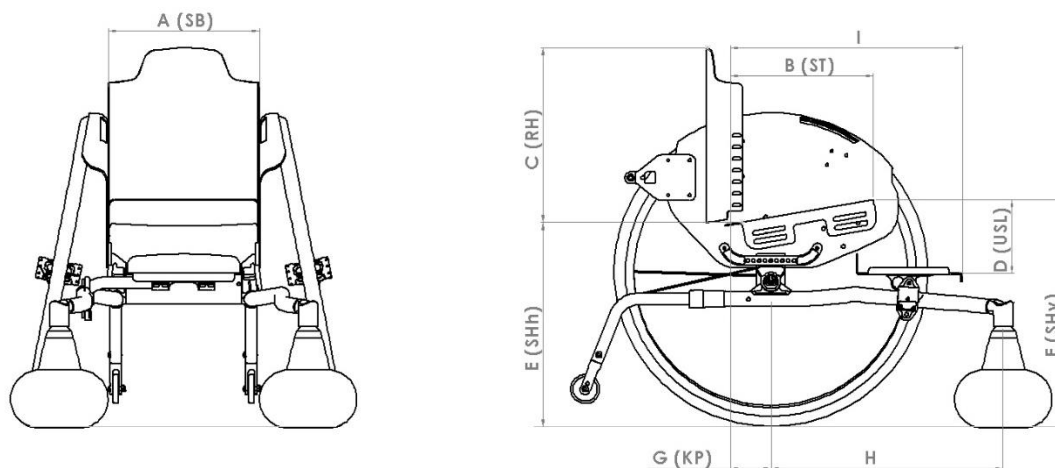
This information is mandatory for further processing.

# Basic size

☐ Seat plate and back shell bolted to the side part

Note: Seat plate and back shell, please select separately

## Wheelchair dimensions:



Seat width **SB**

<input type="checkbox"/> 18	<input type="checkbox"/> 20	<input type="checkbox"/> 22	<input type="checkbox"/> 24	<input type="checkbox"/> 26	<input type="checkbox"/> 28	<input type="checkbox"/> 30	<input type="checkbox"/> 32	<input type="checkbox"/> 34
-----------------------------	-----------------------------	-----------------------------	-----------------------------	-----------------------------	-----------------------------	-----------------------------	-----------------------------	-----------------------------

Seat depth **ST**

<input type="checkbox"/> 20	<input type="checkbox"/> 25	<input type="checkbox"/> 30	<input type="checkbox"/> 35
-----------------------------	-----------------------------	-----------------------------	-----------------------------

Note: Adjustment via slots +/- 2 cm

Back height **RH**

<input type="checkbox"/> 20	<input type="checkbox"/> 25	<input type="checkbox"/> 30	<input type="checkbox"/> 35
-----------------------------	-----------------------------	-----------------------------	-----------------------------

Note: Height adjustment via perforated grid +/- 2 cm

Lower leg length **USL**

<input type="checkbox"/> 20	<input type="checkbox"/> 21	<input type="checkbox"/> 22	<input type="checkbox"/> 23	<input type="checkbox"/> 24	<input type="checkbox"/> 25	<input type="checkbox"/> 26	<input type="checkbox"/> 27	<input type="checkbox"/> 28	<input type="checkbox"/> 29
<input type="checkbox"/> 30	<input type="checkbox"/> 31	<input type="checkbox"/> 32	<input type="checkbox"/> 33	<input type="checkbox"/> 34	<input type="checkbox"/> 35	<input type="checkbox"/> 36	<input type="checkbox"/> 37	<input type="checkbox"/> 38	<input type="checkbox"/> 39
<input type="checkbox"/> 40	<input type="checkbox"/> 41	<input type="checkbox"/> 42	<input type="checkbox"/> 43	<input type="checkbox"/> 44					

Drive wheel size selection (required for the other dimensions)

<input type="checkbox"/> 20"	<input type="checkbox"/> 22"	<input type="checkbox"/> 24"
------------------------------	------------------------------	------------------------------

Seat height back **SHh**

20":	<input type="checkbox"/> 31	<input type="checkbox"/> 32	<input type="checkbox"/> 33	<input type="checkbox"/> 34	<input type="checkbox"/> 35
22":	<input type="checkbox"/> 34	<input type="checkbox"/> 35	<input type="checkbox"/> 36	<input type="checkbox"/> 37	<input type="checkbox"/> 38
24":	<input type="checkbox"/> 37	<input type="checkbox"/> 38	<input type="checkbox"/> 39	<input type="checkbox"/> 40	<input type="checkbox"/> 41

Seat height front **SHv**

20":	<input type="checkbox"/> 34	<input type="checkbox"/> 35	<input type="checkbox"/> 36	<input type="checkbox"/> 37	<input type="checkbox"/> 38
22":	<input type="checkbox"/> 37	<input type="checkbox"/> 38	<input type="checkbox"/> 39	<input type="checkbox"/> 40	<input type="checkbox"/> 41
24":	<input type="checkbox"/> 40	<input type="checkbox"/> 41	<input type="checkbox"/> 42	<input type="checkbox"/> 43	<input type="checkbox"/> 44

Tipping point **KP**

(Front of back tube up to axis middle drive wheel)

20":	<input type="checkbox"/> 5	<input type="checkbox"/> 6	<input type="checkbox"/> 7
22":	<input type="checkbox"/> 6	<input type="checkbox"/> 7	<input type="checkbox"/> 8
24":	<input type="checkbox"/> 7	<input type="checkbox"/> 8	<input type="checkbox"/> 9

**H:** Position of the steering wheel bearing block  
(For information only)

20":	22":	24":
37	40	43

**I:** Distance front edge footrest to rear \_\_\_\_\_ cm (if not specified: seat depth + 15 cm)

Deviating dimensions are possible subject to surcharge

Dimensional tolerances according to DIN EN ISO 13920 apply for the design

Degree of accuracy	Up to 30	More then 30 to 120	More then 120 to 400	More then 400 to 1000
<b>C</b>	<b>+/- 1</b>	<b>+/- 3</b>	<b>+/- 4</b>	<b>+/- 6</b>

Frame colour – one-colour design		
Frame, side parts and seat system		
Information about current colour designs and example images at: <a href="http://www.proactiv-gmbh.de/farben.php">www.proactiv-gmbh.de/farben.php</a>		
frame colour: Selection from colour palette		
Frame colour is specified when ordering		
<input checked="" type="checkbox"/> A9000100170-000		
Powder coatings		
<b>White RAL 9016</b> <input checked="" type="checkbox"/> gloss A9000100170-023 <input type="checkbox"/> matt A9000100170-123      € 40.10	<b>Brilliant silver</b> <input checked="" type="checkbox"/> gloss A9000100170-011	<b>Anthracite RAL 7016</b> <input checked="" type="checkbox"/> gloss A9000100170-001 <input type="checkbox"/> matt A9000100170-101      € 40.10
<b>Black RAL 9005</b> <input checked="" type="checkbox"/> gloss A9000100170-003 <input type="checkbox"/> matt A9000100170-019      € 40.10	<b>Pure orange RAL 2004</b> <input checked="" type="checkbox"/> gloss A9000100170-022 <input type="checkbox"/> matt A9000100170-122      € 40.10	<b>Pink magenta RAL 4010</b> <input checked="" type="checkbox"/> gloss A9000100170-037 <input type="checkbox"/> matt A9000100170-137      € 40.10
<b>Pastel blue RAL 5024</b> <input checked="" type="checkbox"/> gloss A9000100170-036 <input type="checkbox"/> matt A9000100170-136      € 40.10	<b>Lemon green</b> <input checked="" type="checkbox"/> gloss A9000100170-005 <input type="checkbox"/> matt A9000100170-105      € 40.10	<b>Yellow RAL 1023</b> <input checked="" type="checkbox"/> gloss A9000100170-046 <input type="checkbox"/> matt A9000100170-146      € 40.10
<b>Red RAL 3001</b> <input checked="" type="checkbox"/> gloss A9000100170-047 <input type="checkbox"/> matt A9000100170-147      € 40.10	<b>Lagoon blue</b> <input checked="" type="checkbox"/> gloss A9000100170-052 <input type="checkbox"/> matt A9000100170-152      € 40.10	<b>Athletic grey</b> <input checked="" type="checkbox"/> gloss A9000100170-050 <input type="checkbox"/> matt A9000100170-150      € 40.10
<b>Muddy grey</b> <input checked="" type="checkbox"/> gloss A9000100170-051 <input type="checkbox"/> matt A9000100170-151      € 40.10		
“Dormant” powder coatings		
<b>Deep black, silver effect</b> <input checked="" type="checkbox"/> gloss A9000100170-007	<b>Sky blue</b> <input checked="" type="checkbox"/> gloss A9000100170-017	<b>Marine blue</b> <input checked="" type="checkbox"/> gloss A9000100170-045 <input type="checkbox"/> matt A9000100170-145      € 40.10
<b>Electric green</b> <input checked="" type="checkbox"/> gloss A9000100170-015 <input type="checkbox"/> matt A9000100170-115      € 40.10	<b>Violet</b> <input checked="" type="checkbox"/> gloss A9000100170-044	<b>Fire red</b> <input checked="" type="checkbox"/> gloss A9000100170-018 <input type="checkbox"/> matt A9000100170-118      € 40.10
Frame colour – “liquid coating” one-colour design		
Frame, side parts and seat system		
€ 323.20		
<b>Storm (ice blue)</b> <input type="checkbox"/> gloss A9000100170-500 <input type="checkbox"/> matt A9000100170-501	<b>Coffee</b> <input type="checkbox"/> gloss A9000100170-520 <input type="checkbox"/> matt A9000100170-521	<b>Prairie (rose gold)</b> <input type="checkbox"/> gloss A9000100170-504 <input type="checkbox"/> matt A9000100170-505
<b>Pearl (mother of pearl-white)</b> <input type="checkbox"/> gloss A9000100170-524 <input type="checkbox"/> matt A9000100170-525	<b>Berry</b> <input type="checkbox"/> gloss A9000100170-526 <input type="checkbox"/> matt A9000100170-527	<b>Blue ocean</b> <input type="checkbox"/> gloss A9000100170-522 <input type="checkbox"/> matt A9000100170-523
<b>Emerald (emerald green)</b> <input type="checkbox"/> gloss A9000100170-514 <input type="checkbox"/> matt A9000100170-515	<b>Mint</b> <input type="checkbox"/> gloss A9000100170-528 <input type="checkbox"/> matt A9000100170-529	<b>Chilli</b> <input type="checkbox"/> gloss A9000100170-516 <input type="checkbox"/> matt A9000100170-517

## Frame colour – two colour designs

Note: Frames with two colour designs in the gloss level of the design colour.

- ☐ **Two-colour design comprising one frame colour and a second colour for the side parts or seat plate and back shell** € 248.30  
A9042100170-200

Please select from the following colours:

Two-colour coating Litty comprising one base colour on the frame with axle tube and second colour coating for the side parts and, if desired, the seat system. Choice of single colour design:

A: frame colour: A9000100170- ☐ ☐ ☐

B: side part colour: A9000100170- ☐ ☐ ☐

Colour for seat plate and back shell: ☐ A or ☐ B

## Colour - Attachment parts

Note: If no specifications have been made, the caster fork and bearing block are mounted in black.

**Drive wheel: Aluminium rim, hub and spokes**

- ☐ Black A9000100171-003

**Caster fork and bearing block**

- ☐ Silver A9000100173-011  
☐ Black A9000100173-003

## Attachment parts colour design according to customer desires:

**Drive wheel: Aluminium rim and design inlet<sup>1</sup>**

- ☐ Pure orange RAL 2004 A9000100171-022 € 193.10  
☐ White RAL 9016 A9000100171-023 € 193.10  
☐ Frame colour A9000100171-999 € 230.80  
☐ Selection of single colour coating (deviating from the frame colour) A9000100171-998 € 267.10  
Colour: \_\_\_\_\_  
A9000100170- ☐ ☐ ☐

**Caster wheel: 5" aluminium rim<sup>2</sup> (3-spoke design)**

- ☐ Pure orange RAL 2004 A9000100174-022 € 44.40  
☐ White RAL 9016 A9000100174-023 € 44.40  
☐ Frame colour A9000100174-999 € 69.50  
☐ Selection of single colour coating (deviating from the frame colour) A9000100174-998 € 80.60  
Colour: \_\_\_\_\_  
A9000100170- ☐ ☐ ☐

## Special colour requests (frame or attachment parts)

**Frame colour individual procurement**  
**Selection from RAL colour palette**

- ☐ A9000100170-100 € 383.10

**Degree of gloss**

- ☐ gloss  
☐ matt

**Colour designation**

**RAL number**

**Note:** Attachment parts **not** possible in design colours

<sup>1</sup> Only in conjunction with Liteline hub (for drive wheel aluminium rim with 18 spokes)

<sup>2</sup> Only in conjunction with 5" caster wheel aluminium rim 3-spoke design easy running A9000501200 or good shock absorption A9000501210

## Push handles

### Central push handle, aluminium

☒ A9042401085-K  
height-adjustable  
Holder welded on the middle on the back cross bar



### Aluminium central push handle with fold away handle area

☐ A9042401084-K € 94.90  
Height-adjustable and foldable in the handle area via toothed joint  
Holder welded on the middle on the back cross bar  
Approved up to a body weight of 50 kg



### Aluminium central push handle for brake handles with fold away handle area

☐ A9042401086-K € 131.20  
Height-adjustable and foldable in the handle area via toothed joint  
Holder welded on the middle on the back cross bar  
Approved up to a body weight of 50 kg  
Only in conjunction with A9042701020 parking knee lever brake for accompanying person




### Safety push handles back-positioned

☐ Length: 45 cm  
max. height = SHh + approx. 53 cm  
A9042401075-K001  
  
☐ Length: 55 cm  
max. height = SHh + approx. 63 cm  
A9042401075-K002  
continuous height adjustment,  
Safety push handle holder mounted on the back cross bar



### Push handle bar aluminium, closed, foldable via toothed joint

☐ A9042401069-K € 360.50  
continuous height adjustment  
push handles shifted to the back



## Back equipment

### Ergonomic aluminium back shell

☐ A9042802210-K € 408.30  
in frame colour  
from RH 20 cm and from SB 18 cm



### Back cushion for ergonomic back shell

☐ A9042802220-K € 201.80  
Cover:  
☐ Black, breathable, open surface  
☐ Black, breathable, closed surface  
If not specified, the cover fabric "black, breathable, open surface" is delivered.



### Equipment without back shell and back padding

☒ A9042802011

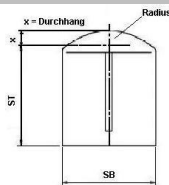
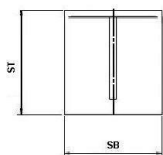
## Seat system

### Aluminium seat plate

☒ A9042801210-K  
in frame colour  
bolted between the aluminium side parts  
adjustable in height, angle and depth



## Seat cushion



### Seat cushion in rectangular contour Inlet: Standard

☐ A9000805180-K\* € 106.60

### Seat cushion with radius contour Inlet: Standard

☐ A9000800300-K\* € 148.00

### Seat cushion height:

☐ 3 cm ☐ 5 cm  
☐ 4 cm ☐ 6 cm

### Seat cushion in rectangular contour Inlet: Anti-Decubitus

☐ up to 30x30 cm  
A9000805204-K\* € 276.20

☐ >30x30 up to  
50x50 cm  
A9000805200-K\* € 401.90

### Seat cushion with radius contour Inlet: Anti-Decubitus

☐ up to 30x30 cm  
A9000800311-K\* € 326.50

☐ >30x30 up to  
50x50 cm  
A9000800310-K\* € 443.70

### Seat cushion height:

☐ 4 cm  
☐ 6 cm

### Cover:

☐ Black, breathable, open surface

☐ Black, breathable, closed surface

If not specified, the cover fabric "black, breathable, open surface" is delivered.

☐ **Seat cushion is existing**

Brand/type \_\_\_\_\_

Cushion height \_\_\_\_\_ cm

You can also find the seat cushions on our separate "PRO ACTIV Seat and Back Systems" order sheet

## Drive wheel camber

### 11° drive wheel camber

☒ A9042202030

## Brake system

### Brake system push to lock

☐ A9042701010  
Brake lever integrated in side part



### Parking knee lever brake for accompanying person

☐ A9042701020 € 429.10

Push handle operation via

Bowden cables

Only in combination with knee lever brake and  
push handles



## Footrest

### Footrest fixed

☐ A9042601010-K  
adjustable in height, depth and angle  
incl. footplate support covered with anti-slip  
film



### Foot support folds up to the rear

☐ A9042602010-K € 265.10

incl. footplate support covered with anti-slip  
film



## Adaptations

### Anti-tipping support, pivotable upwards

- ☐ right side  
A9042301160-12\* € 191.50
- ☐ left side  
A9042301160-22\* € 191.50
- removable using Quick-pin



### Outdoor wheel attachment with steering fork

- ☐ A9042900200-K € 782.00
- Equipped with straight-running lock can be removed from the wheelchair via quick release lever with swivelling pneumatic tyre 12.1/2 x 2.1/4" caster wheel can be removed from the support tube via quick-release axle for maximum ground pressure at the steering attachment of 30 kg



### Outdoor wheel attachment, rigid without steering function

- ☐ A9042900100-K € 695.80
- suitable for pushing by an accompanying person, with pneumatic tyre 12.1/2 x 2.1/4" caster wheel for maximum ground pressure at the steering attachment of 30 kg



## 3" caster wheel

### 3" Skate wheel (80 mm)

- ☐ A9000501110 € 65.40
- puncture-proof



## 4" caster wheel

### 4" caster wheel "Standard" solid rubber black

- ☒ A9000501011-004 (82A), puncture-proof



### 4" Skate wheel (100 mm)

- ☐ A9000501120 € 65.40
- puncture-proof



### 4" safety light-up wheel (100 mm)

- ☐ A9000501220 € 87.60
- puncture-proof



### 4" Frog Legs caster wheel (100 mm)

- ☐ A9000501230 € 196.50
- with replaceable rubber 6 mm, puncture-proof  
Colour: black, silver rim  
Incl. hair guard spacer (5.3 mm)



## 5" caster wheel

### 5" caster wheel "Standard" PU black

- ☒ A9000501036-005 (82A), puncture-proof



### 5" Caster wheel "Standard" PU grey

- ☒ A9000501031-005 (82A), puncture-proof



### 5" safety light-up wheel (125 mm)

- ☐ A9000501221 € 87.60
- puncture-proof



**5" Aluminium rim 3-spoke design  
"easy running"**

☐ Silver, anodised  
A9000501200 € 160.50

☐ black  
A9000501201 € 160.50

With exchangeable rubber ring 3 mm  
hard, puncture-proof  
Incl. hair guard spacer (3 mm)

**5" aluminium rim 3-spoke design  
"Good shock absorption"**

☐ Silver, anodised  
A9000501210 € 166.30

☐ black  
A9000501211 € 166.30

with replaceable rubber 6 mm medium hard,  
puncture-proof  
Incl. hair guard spacer (3 mm)

**5" Frog Legs caster wheel (125 mm)**

☐ A9000501232 € 196.50

with replaceable rubber 6 mm, puncture-proof  
Colour: Black, silver rim  
Incl. hair guard spacer (5.3 mm)

**Caster fork**

Caster fork colours, see "Component colours"

**Caster fork Standard**

☒ A9000500100-K001  
with screwed axle

☐ A9000500100-K002 € 154.80  
with quick-release axle

**Caster fork spare wheel LITTY**

☐ A9000500300-K € 274.40

with quick-release axle

Article is without caster wheel. In case a  
caster wheel is requested, please put a cross  
on a second selection in the category "Caster  
wheels".

**Drive wheels****Drive wheel, aluminium rim, 18 spokes with Liteline hub**

radially spoked  
Design inlet in frame colour

Select drive wheel size according to page 2

☒ 20" (ETRTO 451)  
A9000203053

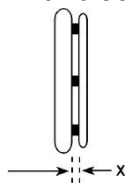
☒ 22" (ETRTO 489)  
A9000203063

☒ 24" (ETRTO 540)  
A9000203123



## Handrims

x = dimension handrim attachment



Handrim attachment

General:

☐ x = 11 mm

☐ x = 19 mm

Handrim attachment

Curve handrim:

☐ x = 10 mm

☐ x = 18 mm

Unless otherwise specified, the handrim is mounted closely (11 mm / 10 mm)

### Stainless steel Ø 20 mm

☐ 20" handrim for  
20" wheel  
A9000205010-001

☐ 22" handrim for  
22" wheel  
A9000205010-002

☐ 24" handrim for  
24" wheel  
A9000205010-004



### Aluminium Ø 19 mm silver anodised

☐ 24" handrim for  
24" wheel  
A9000205019-004



### Aluminium Ø 16 mm powder coated in the frame colour

(basic colour with two-colour design)

☐ = Gloss surface

☐ = Matt surface

Note: Matt coating is not recommended due to the low grip.

☐ 20" handrim for  
20" wheel  
A9000205021-001 **€ 63.10**

☐ 22" handrim for  
22" wheel  
A9000205021-002 **€ 63.10**



### Aluminium ø 19 mm powder coated in frame colour (basic colour with two-colour design)

☐ = Gloss surface

☐ = Matt surface

Note: Matt coating is not recommended due to the low grip.

☐ 20" handrim for  
20" wheel  
A9000205020-001 **€ 63.10**

☐ 22" handrim for  
22" wheel  
A9000205020-002 **€ 63.10**

☐ 24" handrim for  
24" wheel  
A9000205020-004 **€ 63.10**



### Aluminium ø 16 mm polished and hard-anodised

☐ 20" handrim on a  
20" wheel  
A9000205031-001 **€ 152.50**

☐ 22" handrim on a  
22" wheel  
A9000205031-002 **€ 152.50**




### Aluminium ø 19 mm polished and hard-anodised

☐ 20" handrim for  
20" wheel  
A9000205030-001 **€ 152.50**

☐ 22" handrim for  
22" wheel  
A9000205030-002 **€ 152.50**

☐ 24" handrim for  
24" wheel  
A9000205030-004 **€ 152.50**












<b>Titanium ø 19 mm</b> <input type="checkbox"/> 24" handrim for 24" wheel A9000205040-004 <b>€ 310.30</b> 	<b>Silicone handrim cover</b> <input type="checkbox"/> for 20" handrim A9000205100-001 <b>€ 215.20</b> <input type="checkbox"/> for 22" handrim A9000205100-002 <b>€ 215.20</b> <input type="checkbox"/> for 24" handrim A9000205100-004 <b>€ 215.20</b> Surface without structure compatible with handrim Ø 19 mm or Ø 20 mm 	<b>Ultra-Grip "very grippy"</b> <input type="checkbox"/> 20" handrim for 20" wheel A9000205070-001 <b>€ 372.10</b> <input type="checkbox"/> 22" handrim for 22" wheel A9000205070-002 <b>€ 372.10</b> <input type="checkbox"/> 24" handrim for 24" wheel A9000205070-004 <b>€ 372.10</b> 
<b>Ergo-Grip</b> <input type="checkbox"/> 20" handrim for 20" wheel A9000205080-001 <b>€ 377.90</b> <input type="checkbox"/> 22" handrim for 22" wheel A9000205080-002 <b>€ 377.90</b> <input type="checkbox"/> 24" handrim for 24" wheel A9000205080-004 <b>€ 377.90</b> Attachment fitting to the rim 	<b>Maxgrepp with cell and natural rubber cover very good grip, soft</b> <input type="checkbox"/> 20" handrim for 20" wheel A9000200788 <b>€ 377.90</b> <input type="checkbox"/> 22" handrim for 22" wheel A9000200789 <b>€ 377.90</b> <input type="checkbox"/> 24" handrim for 24" wheel A9000200787 <b>€ 377.90</b> 	<b>Curve black anodised, ergonomic handrim profile</b> <input type="checkbox"/> 22" handrim for 22" wheel H 24 mm A9000205130-002 <b>€ 370.60</b> <input type="checkbox"/> 24" handrim for 24" wheel H 24 mm A9000205130-004 <b>€ 370.60</b> 
<b>Curve powder-coated, ergonomic handrim profile</b> <input type="checkbox"/> = Frame colour (gloss surface) <input type="checkbox"/> = Black (gloss surface) <input type="checkbox"/> 24" handrim for 24" wheel H 24 mm A9000205135-004 <b>€ 432.40</b> 	<b>Curve Grip, with Tetra-Grip coating ergonomic handrim profile</b> <input type="checkbox"/> 24" handrim for 24" wheel H 24 mm A9000205155-004 <b>€ 481.40</b> 	<b>Quadro with Tetra-Grip coating</b> <input type="checkbox"/> 24" handrim for 24" wheel A9000205170-004 <b>€ 492.90</b> 

<div><div><div><div><div></div><div>Gekko black anodised</div></div></div><div><div><div><div></div><div>22" handrim for 22" wheel</div><div>A9000205175-002</div></div><div><div>€ 477.30</div></div></div><div><div><div><div></div><div>24" handrim for 24" wheel</div><div>A9000205175-004</div></div><div><div>€ 477.30</div></div></div><div><div>with a robust and replaceable silicone lip, fully integrated into the profile</div><div>Profile height 31 mm</div></div><div><div><div><div><div></div><div></div></div><div><div></div><div></div></div></div><div><div></div><div></div></div></div></div></div></div></div></div>	<div><div><div><div><div></div><div>Gekko silver anodised</div></div></div><div><div><div><div></div><div>24" handrim for 24" wheel and 25" wheel</div><div>A9000205185-004</div></div><div><div>€ 488.80</div></div></div><div><div>with a robust and replaceable silicone lip, fully integrated into the profile</div><div>Profile height 31 mm</div></div><div><div><div><div><div></div><div></div></div><div><div></div><div></div></div></div><div><div></div><div></div></div></div></div></div></div></div>	<div><div><div><div><div></div><div>Gekko S black anodised</div></div></div><div><div><div><div></div><div>22" handrim for 22" wheel</div><div>A9000205195-002</div></div><div><div>€ 477.30</div></div></div><div><div><div><div></div><div>24" handrim for 24" wheel</div><div>A9000205195-004</div></div><div><div>€ 477.30</div></div></div><div><div>with a robust and replaceable silicone lip, fully integrated into the profile</div><div>Profile height 24 mm</div></div><div><div><div><div><div></div><div></div></div><div><div></div><div></div></div></div><div><div></div><div></div></div></div></div></div></div></div></div>
<div><div><div><div></div><div>Equipment without handrims</div></div><div><div><div></div><div>A9000205990</div></div></div></div></div>		

<div><div><div></div><div>Spoke guard</div></div></div>		
<div><div><div><div><div></div><div>Finger- and spoke guard "transparent"</div></div></div><div><div><div><div></div><div>for 20" wheel</div><div>A9000206300-001</div></div><div><div>€ 191.50</div></div></div><div><div><div><div></div><div>for 22" wheel</div><div>A9000206300-002</div></div><div><div>€ 191.50</div></div></div><div><div><div><div></div><div>for 24" wheel</div><div>A9000206300-004</div></div><div><div>€ 191.50</div></div></div><div><div><div><div><div></div><div></div></div><div><div></div><div></div></div></div><div><div></div><div></div></div></div></div></div></div></div></div></div>		

<div><div><div></div><div>Tyres</div></div></div>		
<div><div><div><div><div></div><div>Schwalbe "RightRun" High-pressure tyre</div></div></div><div><div><div><div></div><div>22x1" (489-25)</div><div>A9000204001-002</div></div><div><div></div><div>24x1" (540-25)</div><div>A9000204001-004</div></div></div><div><div>Colour: black</div><div>7.5 bar</div></div><div><div><div><div><div></div><div></div></div><div><div></div><div></div></div></div><div><div></div><div></div></div></div></div></div></div></div>	<div><div><div><div><div></div><div>Schwalbe "RightRun" High-pressure tyre</div></div></div><div><div><div><div></div><div>20x1" (451-25)</div><div>A9000204000-001</div></div><div><div></div><div>22x1" (489-25)</div><div>A9000204000-002</div></div><div><div></div><div>24x1" (540-25)</div><div>A9000204000-004</div></div></div><div><div>Colour: Grey, black wall</div><div>7.5 bar</div></div><div><div><div><div><div></div><div></div></div><div><div></div><div></div></div></div><div><div></div><div></div></div></div></div></div></div></div>	<div><div><div><div><div></div><div>Schwalbe "MarathonPlus Evolution" with "smart guard" puncture protection and reflector strips</div></div></div><div><div><div><div></div><div>22x1" (489-25)</div><div>A9000204030-002</div></div><div><div>€ 45.50</div></div></div><div><div>Colour: black</div><div>10 bar</div></div><div><div><div><div><div></div><div></div></div><div><div></div><div></div></div></div><div><div></div><div></div></div></div></div></div></div></div>

<p><b>Schwalbe “MarathonPlus Evolution” with “smart guard” puncture protection</b></p> <p><input type="checkbox"/> 24x1" (540-25) A9000204030-014</p> <p>€ 45.50</p> <p>Colour: black 10 bar</p> 	<p><b>Schwalbe “MarathonPlus” with “smart guard” puncture protection</b></p> <p><input type="checkbox"/> 24x1" (540-25) A9000204030-004</p> <p>€ 45.50</p> <p>Colour: Grey, black wall 10 bar</p> 	
<p><b>Accessories</b></p>		
<p><b>Through axle with assistance, Large push button</b></p> <p><input type="checkbox"/> A9000200096</p> <p>€ 97.80</p> <p>Interlock dimension: 122 / 110 mm Axle diameter: 12 mm Not in conjunction with lockable drive wheel axle clip “Tetra Clip”, Not in combination with one-hand drive</p> 	<p><b>Hand air compressor with pressure gauge</b></p> <p><input type="checkbox"/> A9000901100</p> <p>€ 98.30</p> <p>up to 14 bar</p> 	<p><b>Length-adjustable safety belt with buckle</b></p> <p><input type="checkbox"/> A9000902100</p> <p>€ 74.60</p> 
<p><b>Adjustable safety belt with hook and fastener</b></p> <p><input type="checkbox"/> A9000902110</p> <p>€ 59.60</p> 	<p><b>Accessory bag</b></p> <p><input type="checkbox"/> A9000903600</p> <p>€ 70.30</p> <p>17 cm x 13cm x 5 cm</p> 	<p><b>Transport bag for drive wheels</b></p> <p><input type="checkbox"/> for 24" wheel Ø 76 cm x 2 cm A9000903530-004</p> <p>€ 71.90</p> 
<p><b>Therapy table</b></p> <p><input type="checkbox"/> Width 350 mm A9000902800-001</p> <p>€ 444.00</p> <p>removable table plate from Lexan, transparent, with front edging, with 2 pieces. Positioning stops Ø 25 mm (for adaptation to frame tube diameter Ø 25 mm)</p> 		
<p><b>Further accessories, e.g., adaptive bikes, steering attachments, etc. see separate order sheet or <a href="http://www.proactiv-gmbh.de">www.proactiv-gmbh.de</a></b></p>		

Notes and remarks

**Location, Date**

The signature field is intended for the consultant and insured person. This confirms that the intended equipment is intended for the insured person.

- 12 - 2023-02-16 / The prices are plus statutory value-added tax and shipping costs ☐ = Included in the basic price ☒ = Position selected  
Order sheet LITTY 4all Rev. 02 UK

**Signature End customer/dealer**