



PROACTIV[®]



NJ1 adaptive bikes

THE NJ1 ADAPTIVE BIKES – FLEXIBILITY MEETS COMFORT

The **NJ1 e-assistant** combines the power of a silent Neodrives pedelec drive with the versatility of a handbike. With support up to 24.9 km/h, recuperation for more range and optimum adaptation, it is your ideal choice for longer tours and commuting to work.

As a manual bike, the **NJ1 adaptive bike** impresses with its ergonomic design, efficient brakes and high-quality gears. Modularly expandable, you can upgrade it to the NJ1 e-assistant if required.




#SupportThatInspires

Manual or with electric assistance. The NJ1 e-assistant offers powerful pedelec support up to 24.9 km/h, while the NJ1 adaptive bike impresses as a manual bike with excellent riding characteristics.



#RegainEnergy

Recuperation and safety. With the NJ1 e-assistant, the hill descent assistant charges the battery through recuperation and thus increases your range. At the same time, both NJ1 models offer high-quality braking solutions for a safe driving experience.



#RangeDoubling

Ready for long distances. The NJ1 e-assistant impresses with the option of a double battery for longer ranges. But the lightweight NJ1 adaptive bike also scores points with its ergonomic design, which supports long rides.



#YourNJ1YourChoice

Many options for your perfect handbike. Every NJ1 bike is customised. A wide range of options and accessories make the NJ1 your bike.



NJ1 e-assistant

WIDE RANGE OF CONFIGURATION OPTIONS FOR MAXIMUM CUSTOMISATION.

The **NJ1 adaptive bikes** offer flexible configurations for an optimised riding experience. Extensive equipment options, such as a practical kickstand, and the choice of various high-quality gears and brakes make handling comfortable and easy.

SELECTABLE OPTIONS FROM PRO ACTIV:



Reliable adaptation and easy handling. The NJ1 e-assistive bike can be quickly attached to the wheelchair using the centre or front adapter.



Individual grip widths and crank lengths as well as the adjustable bottom bracket support make the NJ1 e-assistive bike your ideal companion.



Safe brakes, maximum control. With disc brakes, rim brakes or optional coaster brakes, you are on the safe side with both models.





Perfect gearing. Both models offer a wide selection of gears, from derailleur gears to bottom bracket gears. Whether mechanical or electric – you decide!

TECHNICAL SPECIFICATIONS

Motor: [NJ1 e-assistant]	Hub motor: Neodrives 12/40 Nm 250 W 4.6 kg
Battery: [NJ1 e-assistant]	Neodrives 36 V 16 Ah 576 Wh 3.6 kg Range approx. 45 - 75 km
Total weight without adapter:	NJ1 e-assistant: Starting at 15.9 kg (without battery) NJ1 Adaptivbike: Starting at 8.3 kg
Pack size:	Starting at 115 x 43 x 50.8 cm
Wheel sizes:	20" 24"
Pushing aid/Starting aid: [NJ1 e-assistant]	Up to 6 km/h forwards and up to 1.5 km/h in reverse
Max. standard load weight:	Up to 120 kg trailer load and 10 kg load capacity
Max. load weight for Heavy Duty:	Individual approval up to 200 kg

Data subject to design changes.

FOLLOW US ON SOCIAL MEDIA



PROACTIV®

PRO ACTIV Reha-Technik GmbH

Im Hofstätt 11
72359 Dotternhausen
info@proactiv-gmbh.de

www.proactiv-gmbh.com

Rev. 05/2025

Subject to technical modifications, printing errors & colour deviations.