

Im Hofstätt 11
D-72359 Dotternhausen
Phone +49 (0)7427 9480-0
Fax +49 (0)7427 9480-7025
e-mail info@proactiv-gmbh.de
www.proactiv-gmbh.com



☐ **Quotation date:** _____

Consultation was carried out by
Staff at the medical supplies shop: _____

PRO ACTIV field representative: _____

☐ **Order date:** _____

according to GTC PRO ACTIV GmbH

Medical suppliers/company address:

Cust. no.: _____
Name: _____
Street: _____
Postcode / city: _____
Phone: _____
Fax: _____
E-Mail: _____
Contact: _____

Shipping address: ☐ **same as company address**

☐ **Other** (see below)

Name: _____
Street: _____
Postcode / city: _____

Customer name/commission:

Surname, _____
forename: _____
Street: _____
Postcode / city: _____
Phone: _____
Fax: _____
E-Mail: _____
D.O.B: _____
Paying _____
organisation: _____



SPEEDY 4all Ergo **Active easy running rigid frame** **wheelchair**

Maximum user weight limit 120 kg

A9017100000 € 3,930.00

Invoicing address: ☐ **same as company address**
☐ **other** (see below)

Cust. no.: _____
Name: _____
Street: _____
Postcode / city: _____
Phone: _____
Fax: _____
E-Mail: _____
Contact: _____

Basic size

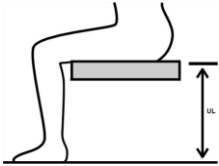
Body size:

Body height: _____ cm

Weight: _____ kg

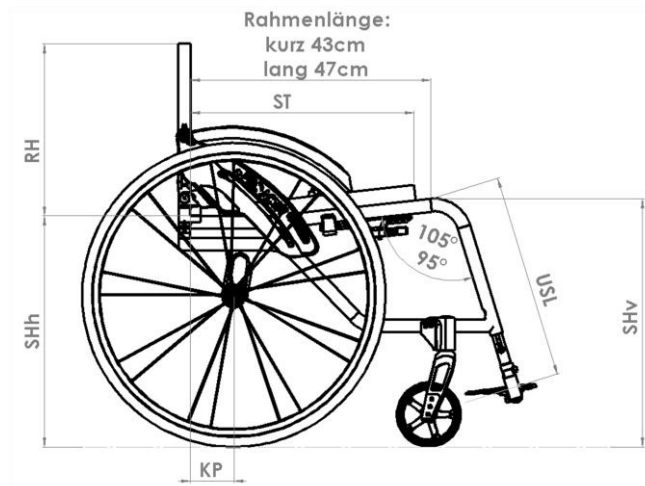
Lower leg length: _____ cm
(anatomic dimension: hollow of the knee to the foot sole)

Indication: _____



This information is mandatory for further processing.

Wheelchair dimensions:



Seat width SB	<input type="checkbox"/> 30	<input type="checkbox"/> 31	<input type="checkbox"/> 32	<input type="checkbox"/> 33	<input type="checkbox"/> 34	<input type="checkbox"/> 35	<input type="checkbox"/> 36	<input type="checkbox"/> 37	<input type="checkbox"/> 38	<input type="checkbox"/> 39	
	<input type="checkbox"/> 40	<input type="checkbox"/> 41	<input type="checkbox"/> 42	<input type="checkbox"/> 43	<input type="checkbox"/> 44	<input type="checkbox"/> 45	<input type="checkbox"/> 46				
	The following dimensions are optionally available subject to surcharge:							<input type="checkbox"/> 47	<input type="checkbox"/> 48	<input type="checkbox"/> 49	<input type="checkbox"/> 50
								<input type="checkbox"/> 51	<input type="checkbox"/> 52		
Seat depth ST	Short frame				Long frame						
	<input type="checkbox"/> 36	<input type="checkbox"/> 37	<input type="checkbox"/> 38	<input type="checkbox"/> 39	<input type="checkbox"/> 40	<input type="checkbox"/> 41	<input type="checkbox"/> 42	<input type="checkbox"/> 43	<input type="checkbox"/> 44		
	<input type="checkbox"/> 40	<input type="checkbox"/> 41	<input type="checkbox"/> 42	<input type="checkbox"/> 43	<input type="checkbox"/> 45	<input type="checkbox"/> 46	<input type="checkbox"/> 47	<input type="checkbox"/> 48			
Back height RH	<input type="checkbox"/> 20	<input type="checkbox"/> 21	<input type="checkbox"/> 22	<input type="checkbox"/> 23	<input type="checkbox"/> 24	<input type="checkbox"/> 25	<input type="checkbox"/> 26	<input type="checkbox"/> 27	<input type="checkbox"/> 28	<input type="checkbox"/> 29	
	<input type="checkbox"/> 30	<input type="checkbox"/> 31	<input type="checkbox"/> 32	<input type="checkbox"/> 33	<input type="checkbox"/> 34	<input type="checkbox"/> 35	<input type="checkbox"/> 36	<input type="checkbox"/> 37	<input type="checkbox"/> 38	<input type="checkbox"/> 39	
	<input type="checkbox"/> 40	<input type="checkbox"/> 41	<input type="checkbox"/> 42	<input type="checkbox"/> 43	<input type="checkbox"/> 44	<input type="checkbox"/> 45	<input type="checkbox"/> 46	<input type="checkbox"/> 47	<input type="checkbox"/> 48		
Lower leg length USL	<input type="checkbox"/> 37	<input type="checkbox"/> 38	<input type="checkbox"/> 39	<input type="checkbox"/> 40	<input type="checkbox"/> 41	<input type="checkbox"/> 42	<input type="checkbox"/> 43				
	<input type="checkbox"/> 44	<input type="checkbox"/> 45	<input type="checkbox"/> 46	<input type="checkbox"/> 47	<input type="checkbox"/> 48	<input type="checkbox"/> 49	<input type="checkbox"/> 50				
Seat height back SHh	<input type="checkbox"/> 38	<input type="checkbox"/> 39	<input type="checkbox"/> 40	<input checked="" type="checkbox"/> 41	<input type="checkbox"/> 42	<input type="checkbox"/> 43					
	The following dimensions are optionally available subject to surcharge:						<input type="checkbox"/> 44	<input type="checkbox"/> 45	<input type="checkbox"/> 46	<input type="checkbox"/> 47	
Seat height front SHv	<input type="checkbox"/> 44	<input type="checkbox"/> 45	<input type="checkbox"/> 46	<input checked="" type="checkbox"/> 47	<input type="checkbox"/> 48	<input type="checkbox"/> 49	<input type="checkbox"/> 50	<input type="checkbox"/> 51	<input type="checkbox"/> 52		
Tipping point KP (Front of back tube up to axis middle drive wheel)	<input type="checkbox"/> 3	<input type="checkbox"/> 4	<input type="checkbox"/> 5	<input type="checkbox"/> 6	<input type="checkbox"/> 7	<input checked="" type="checkbox"/> 8	<input type="checkbox"/> 9	<input type="checkbox"/> 10	<input type="checkbox"/> 11		

Please cross on the appropriate dimension (all dimensions are specified in cm).

Underlined values are standard settings.

The values SHh and SHv may deviate from the specified values depending on the wheel size and wheel camber! Special dimensions possible upon request.

Frame colour – one-colour design

Information about current colour designs and example images at: www.proactiv-gmbh.de/farben.php

frame colour: Selection from colour palette

Frame colour is specified when ordering

☐ A9000100170-000

Powder coatings

White RAL 9016

☐ gloss A9000100170-023

☐ matt A9000100170-123 € 40.10

Brilliant silver

☐ gloss A9000100170-011

Anthracite RAL 7016

☐ gloss A9000100170-001

☐ matt A9000100170-101 € 40.10

Black RAL 9005

☐ gloss A9000100170-003

☐ matt A9000100170-019 € 40.10

Pure orange RAL 2004

☐ gloss A9000100170-022

☐ matt A9000100170-122 € 40.10

Pink magenta RAL 4010

☐ gloss A9000100170-037

☐ matt A9000100170-137 € 40.10

Pastel blue RAL 5024

☐ gloss A9000100170-036

☐ matt A9000100170-136 € 40.10

Lemon green

☐ gloss A9000100170-005

☐ matt A9000100170-105 € 40.10

Yellow RAL 1023

☐ gloss A9000100170-046

☐ matt A9000100170-146 € 40.10

Red RAL 3001

☐ gloss A9000100170-047

☐ matt A9000100170-147 € 40.10

Lagoon blue

☐ gloss A9000100170-052

☐ matt A9000100170-152 € 40.10

Athletic grey

☐ gloss A9000100170-050

☐ matt A9000100170-150 € 40.10

Muddy grey

☐ gloss A9000100170-051

☐ matt A9000100170-151 € 40.10

“Dormant” powder coatings

Deep black, silver effect

☐ gloss A9000100170-007

Sky blue

☐ gloss A9000100170-017

Marine blue

☐ gloss A9000100170-045

☐ matt A9000100170-145 € 40.10

Electric green

☐ gloss A9000100170-015

☐ matt A9000100170-115 € 40.10

Violet

☐ gloss A9000100170-044

Fire red

☐ gloss A9000100170-018

☐ matt A9000100170-118 € 40.10

Frame colour – “liquid coating” one-colour design

€ 323.20

Storm (ice blue)

☐ gloss A9000100170-500

☐ matt A9000100170-501

Coffee

☐ gloss A9000100170-520

☐ matt A9000100170-521

Prairie (rose gold)

☐ gloss A9000100170-504

☐ matt A9000100170-505

Pearl (mother of pearl-white)

☐ gloss A9000100170-524

☐ matt A9000100170-525

Berry

☐ gloss A9000100170-526

☐ matt A9000100170-527

Blue ocean

☐ gloss A9000100170-522

☐ matt A9000100170-523

Emerald (emerald green)

☐ gloss A9000100170-514

☐ matt A9000100170-515

Mint

☐ gloss A9000100170-528

☐ matt A9000100170-529

Chilli

☐ gloss A9000100170-516

☐ matt A9000100170-517

Frame colour – two colour designs

Note: Frames with two colour designs in the gloss level of the design colour.

- ☐ **Two-colour design comprising one basic colour (on the back of the frame) and one design colour (on the front of the frame)** € 248.30

Please select from the following colours:

Base colour (on the rear frame)

White RAL 9016 <input type="checkbox"/> A9000100170-200	Brilliant silver <input type="checkbox"/> A9000100170-201	Anthracite RAL 7016 <input type="checkbox"/> A9000100170-202
Black RAL 9005 <input type="checkbox"/> A9000100170-203	Pastel blue RAL 5024 <input type="checkbox"/> A9000100170-206	Lemon green <input type="checkbox"/> A9000100170-207
Yellow RAL 1023 <input type="checkbox"/> A9000100170-208	Lagoon blue <input type="checkbox"/> A9000100170-212	Athletic grey <input type="checkbox"/> A9000100170-210
Muddy grey <input type="checkbox"/> A9000100170-211		

Design colour (on the front frame)

Black RAL 9005 <input type="checkbox"/> gloss A9000100170-259 <input type="checkbox"/> matt A9000100170-260	Lemon green <input type="checkbox"/> gloss A9000100170-250 <input type="checkbox"/> matt A9000100170-251	Chilli <input type="checkbox"/> gloss A9000100170-253 <input type="checkbox"/> matt A9000100170-254
Pure orange RAL 2004 <input type="checkbox"/> gloss A9000100170-255 <input type="checkbox"/> matt A9000100170-256	Coffee <input type="checkbox"/> gloss A9000100170-278 <input type="checkbox"/> matt A9000100170-279	Mint <input type="checkbox"/> gloss A9000100170-286 <input type="checkbox"/> matt A9000100170-287
Emerald (emerald green) <input type="checkbox"/> gloss A9000100170-274 <input type="checkbox"/> matt A9000100170-275	Storm (ice blue) <input type="checkbox"/> gloss A9000100170-264 <input type="checkbox"/> matt A9000100170-265	Prairie (rose gold) <input type="checkbox"/> gloss A9000100170-266 <input type="checkbox"/> matt A9000100170-267
Pearl (mother of pearl-white) <input type="checkbox"/> gloss A9000100170-282 <input type="checkbox"/> matt A9000100170-283	Berry <input type="checkbox"/> gloss A9000100170-284 <input type="checkbox"/> matt A9000100170-285	Blue ocean <input type="checkbox"/> gloss A9000100170-280 <input type="checkbox"/> matt A9000100170-281

Colour - Attachment parts

Note: If no specifications have been made, the caster fork and bearing block are mounted in black.

Drive wheel: Aluminium rim, hub and spokes

- ☐ Black A9000100171-003

Caster fork and bearing block

- ☐ Silver A9000100173-011
☐ Black A9000100173-003

Attachment parts colour design according to customer desires:

Drive wheel: Aluminium rim and design inlet¹

- ☐ Pure orange RAL 2004 A9000100171-022 € 193.10
☐ White RAL 9016 A9000100171-023 € 193.10
☐ Frame colour A9000100171-999 € 230.80
☐ Selection of single colour coating (deviating from the frame colour) A9000100171-998 € 267.10
Colour: _____
A9000100170- ☐☐☐

Caster wheel: 5" aluminium rim² (3-spoke design)

- ☐ Pure orange RAL 2004 A9000100174-022 € 44.40
☐ White RAL 9016 A9000100174-023 € 44.40
☐ Frame colour A9000100174-999 € 69.50
☐ Selection of single colour coating (deviating from the frame colour) A9000100174-998 € 80.60
Colour: _____
A9000100170- ☐☐☐

Special colour requests (frame or attachment parts)

Frame colour individual procurement Selection from RAL colour palette

- ☐ A9000100170-100 € 383.10

Degree of gloss

- ☐ gloss
☐ matt

Colour designation

RAL number

Note: Attachment parts **not** possible in design colours

¹ Only in conjunction with Liteline hub (for drive wheel aluminium rim with 18 or 36 spokes, object).

² Only in conjunction with 5" caster wheel aluminium rim 3-spoke design easy running A9000501200 or good shock absorption A9000501210

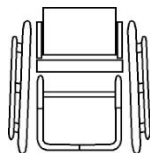
Frames

Note: Footrest area with V-shape $x = SB - (0.25 \times USL + 6 \text{ cm})$

Straight front end

☐ A9017100012-K*
Knee angle 95°
Min. 4 cm seat slope and
max. caster wheel size 5"

☐ A9017100010-K*
Knee angle 105°



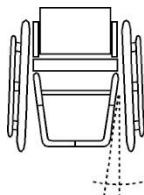
Front end V-shape

☐ A9017100020-K* € 280.80

Knee angle 95°
from SB 33 cm

☐ A9017100023-K* € 280.80

Knee angle 105°
from SB 33 cm



Custom-made seat width dimension 47 - 52 cm

☐ A9016100060-K € 282.90

with frame reinforcement
maximum user weight limit 120 kg

Push handles

Back tube with integrated handles

☐ A9000401051-K € 120.60

straight

Also possible with lumbar curvature:

☐ 1 cm

☐ 2 cm

☐ 3 cm



Aluminium push handles fixed in back tube

☐ A9000401050 € 120.60

from RH 23 cm



Push handles, horizontally screwed in back tube

☐ A9000401076 € 223.60

can be unscrewed



Safety push handles with continuous height adjustment

☐ A9000401060 € 200.10

Mount in the back tube
from RH 30 cm with adaptable back
from RH 43 cm with back shell
Starting at a back height of 35 cm for back tube with lordosis support



Safety push handles back-positioned length 45 cm

☐ A9000401075 € 344.80

continuous height adjustment,
Safety push handle holder mounted on the back cross bar
Up to a SB of 42 cm or a body weight of 95 kg
Cannot be swivelled in conjunction with armrest



Backrest

Folding backrest

☐ A9000400021
7-way angle adjustment,
with integrated plastic coated
Aluminium side sections



Back tube with lumbar curvature

☐ A9000400005-K € 105.80

☐ 1 cm

☐ 2 cm

☐ 3 cm



Back equipment

Adaptable back with back padding

☐ A9000802010-K
Cover: Black, breathable, open surface
Equipment with back cross bar



Raised back + 3 - 5 cm

☐ A9000802100 € 144.40
for the nominal back height dimension
Only in combination with height adjustable
push handles



Equipment without back upholstery and back padding or back system

☐ A9000802011 € - 53.00
Equipment with back cross bar

Other back systems, such as ergonomic back shell
see separate order sheet: "PRO ACTIV seat and back systems"




You will find our PRO ACTIV transport restraint systems
on our separate "Transport restraint systems" order sheet



Seat upholstery


Body Contour

☐ A9000801025-K
Approved up to a body weight of 120 kg



Open belt system

☐ A9000801010-K € 71.10

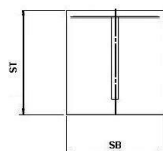


Equipment without seat upholstery

☐ A9000801050

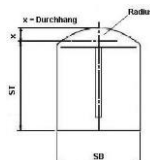


Seat cushion



Seat cushion in rectangular contour Inlet: Standard

☐ A9000805180-K* € 106.60



Seat cushion with radius contour Inlet: Standard

☐ A9000800300-K* € 148.00

Seat cushion height:

☐ 3 cm ☐ 5 cm
☐ 4 cm ☐ 6 cm

Seat cushion in rectangular contour Inlet: Anti-Decubitus

☐ up to 30x30 cm
A9000805204-K* € 276.20

☐ >30x30 up to
50x50 cm
A9000805200-K* € 401.90

Seat cushion with radius contour Inlet: Anti-Decubitus

☐ up to 30x30 cm
A9000800311-K* € 326.50

☐ >30x30 up to
50x50 cm
A9000800310-K* € 443.70

Seat cushion height:

☐ 4 cm
☐ 6 cm

Cover:

- ☐ Black, breathable, open surface
☐ Black, breathable, closed surface

If not specified, the cover fabric "black, breathable, open surface" is delivered.

☐ Seat cushion is existing

Brand/type _____

Cushion height _____ cm

You can also find the seat cushions on our separate order sheet: "PRO ACTIV seat and back systems"

Clothing guard

Aluminium clothing guard removable via lock function

Adjustable following wheel arch
Only in combination with folding backrest



in anthracite matt

☐ A9000403215-K € 224.90

in frame colour (basic colour with two-colour design)

☐ A9000403216-K € 287.60

in design colour (only possible with frame colour in two-colour design)

☐ A9000403217-K € 319.00

Carbon clothing guard removable via lock function

☐ A9000400013-K € 521.20

Adjustable following wheel arch
Only in combination with folding backrest



Armrests

Armrest, height adjustable, integrated in the clothing guard

Including aluminium clothing guard
with arm padding 25 cm long
Removable via lock function
Only in combination with folding backrest



in anthracite matt

☐ A9000400014-K € 526.70

In frame colour (basic colour with two-colour design)

☐ A9000400015-K € 575.00

in design colour (only possible with frame colour in two-colour design)

☐ A9000400016-K € 599.20

Armrest, height adjustable, integrated in the clothing guard


☐ A9000400017-K € 797.00

Including carbon clothing guard
with arm padding 25 cm long
Removable via lock function
Only in combination with folding backrest

Armrests folding up, removable

☐ A9000403141-K € 331.50

with arm padding 25 cm long
Positioning: upper arm padding edge approx.
25 to 31 cm above the seat tube, adjustable
in 1.5 cm steps
Not possible in combination with back-
positioned safety push handles

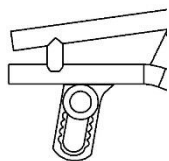


Axle plate

Standard equipment with 12 mm sockets/axle. Further axle plates on request.

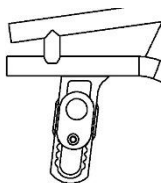
Standard axle plate

☐ A9016201000
Rear seat height approx. 38 to 43 cm
(for 24" wheel)



Long axle plate

☐ A9016201020 **€ 217.00**
Rear seat height approx. 43 to 47 cm
(for 24" wheel)



Removable wheelbase extension Speedy 4all / 4you

☐ A9016102001 **€ 537.50**
wheel position displacement approx. 14 cm
4°/6° camber integrated, adjustable track



Wheel camber

*Total width with tight-mounted handrim

1° drive wheel camber

☐ A9016202010
Total width = approx. SB + 20 cm*

4° drive wheel camber

☐ A9016202030
Total width = approx. SB + 26 cm*

6° drive wheel camber

☐ A9016202040
Total width = approx. SB + 30 cm*

E-adaptations

Preparation for "e-motion" mounting

☐ A9016201200* **€ 465.00**
Equipment: e-motion torque support,
1/2" axle and socket length 50.8 mm (2")
PRO ACTIV and Alber recommend anti-tipping
supports are installed in pairs. Please choose
"Adaptations" under the selection.

Preparation for "e-fix" mounting

☐ A9016201210* **€ 465.00**
Equipment: 1/2" axle,
socket length 50.8 mm (2") and e-fix torque
support.
PRO ACTIV and Alber recommend anti-
tipping supports are installed in pairs. Please
choose "Adaptations" under the selection.
Please order Alber anti-tipping supports and
corresponding components direct from Alber.

Wheelchair delivery to

☐ Alber GmbH
(Please also enter on p.1 under "Shipping
address, other")
☐ Specialist dealer

Brake system

Integrated parking brake

☐ A9035705000 **€ 229.80**
Brake lever fixed under the upper frame tube
Only in combination with 4° drive wheel
camber



Brake system push to lock Standard brake handle

☐ A9000701010-001



Brake system push to lock Long brake lever

☐ A9000701010-002



Brake system push to lock Low brake handle

☐ A9000701010-003



Brake lever at 20°

☐ A9000700002
Only in conjunction with knee lever brake
system, standard brake lever, long or low.



Brake system push to lock Brake handle to flip-down

☐ A9000706008 **€ 146.70**
Length: 9 cm



Drum brake

☐ A9000702010-K* € 438.30

Operating from the push handle
Total wheelchair width (see selection "Wheel
camber") + 3cm
Depending on the seat height, the long wheel
plate is mounted in order to protect the drum
brake anchors.

Please note:

- Only in combination with drive wheel
aluminium
36-spoke rim wheel
- Not in combination with one-hand drive,
e-fix or e-motion



Footrest

Continuous footrest

☐ A9016601010-K*

with tubular resting bracket
height adjustable +/- 3 cm
for KW 95° from USL 34 cm
for KW 105° from USL 39 cm
For equipment of the footrest with "Rubber
coated footplate support", please select under
"Footrest accessories"



Footrest folding up to one side

☐ A9016601300-K* € 160.80

with continuous tubular resting bracket,
height adjustable +/- 3 cm,
can be swung away,
cannot be removed
for KW 95° from USL 37 cm
for KW 105° from USL 42 cm
with V-shape from SB 40 cm
For equipment of the footrest with "Rubber
coated footplate support", please select under
"Footrest accessories"



Footbar folds up to the rear with spring locking mechanism

☐ A9016602005-K* € 265.70

with continuous tubular resting bracket
for KW 105° from USL 37 cm
for KW 95° from USL 36 cm
For equipment of the footrest with "Rubber
coated footplate support", please select under
"Footrest accessories"



Footrest folding back to the rear

☐ A9016602010-K* € 284.70

with continuous tubular resting bracket and
20 mm operating lever
for KW 95° from USL 38 cm
for KW 105° from USL 42 cm
with V-shape from SB 33 cm
with V-shape from SB 38 cm
from 20 cm
For equipment of the footrest with "Rubber
coated footplate support", please select under
"Footrest accessories"



Divided footrest

☐ A9016603200-K € 311.40

with rubber coated footplate,
height adjustable +/- 3cm, angle adjustment,
can be pivoted outwards and folded up to the
side,
including frame reinforcement
for KW 95° from USL 37 cm
for KW 105° from USL 42 cm
with V-shape from SB 40 cm



"Swing away" footrest

☐ A9016604100-K € 374.20

with rubber coated footplate,
separated in the middle, can be folded to the
side, removable,
can be folded up, height-adjustable, angle-
adjustable
including frame reinforcement
from USL 34 cm



Footrest accessories

Rubber coated footplate

☐ A9000610000-K € 116.40

bolted, angle-adjustable
Depth: 14 cm



Footplate side stop

☐ A9000610100 € 55.20

adjustable
only in combination with rubber coated
footplate



Adaptations

Anti-tipping support

☐ right side
A9000300100-K001 € 156.40

☐ left side
A9000300100-K002 € 156.40

with tension spring and universal adapter
pivotable

For optimum pivoting behaviour, the
seat slope should be >3 cm



Preparation for mounting the anti-tipping support with lifting function from Alber (e-fix, e-motion)

☐ A9016300105 € 274.40

Universal adapter is prepared for mounting
the anti-tipping support with lifting function
from Alber.

Supplied without anti-tipping support and anti-
tipping support mount.

On the customer side, please order this from
Alber



Transit wheels

☐ A9000301100 € 304.80

with universal adapter, removable
not in combination with anti-tipping support




Tilting clamp

☐ right side
A9000302100-001 € 129.50

☐ left side
A9000302100-002 € 129.50

with universal adapter and Quick pin
not in combination with anti-tipping support,
right side or left side



3" caster wheel

3" Skate wheel (80 mm)

☐ A9000501110 € 65.40

puncture-proof



4" caster wheel

4" caster wheel "Standard" solid rubber black

☒ A9000501011-004
(82A), puncture-proof



4" Skate wheel (100 mm)

☐ A9000501120
puncture-proof

€ 65.40



4" safety light-up wheel (100 mm)

☐ A9000501220
puncture-proof

€ 87.60



4" Frog Legs caster wheel (100 mm)

☐ A9000501230 € 196.50
with replaceable rubber 6 mm, puncture-proof
Colour: black, silver rim
Incl. hair guard spacer (5.3 mm)



5" caster wheel

5" caster wheel "Standard" PU black

☒ A9000501036-005
(82A), puncture-proof



5" Caster wheel "Standard" PU grey

☐ A9000501031-005
(82A), puncture-proof



5" Caster wheel "2 components"

☐ A9000501030
puncture-proof

€ 52.00



5" safety light-up wheel (125 mm)

☐ A9000501221 € 87.60
puncture-proof



5" Aluminium rim 3-spoke design "easy running"

☐ Silver, anodised
A9000501200

€ 160.50

☐ black
A9000501201

€ 160.50

With exchangeable rubber ring 3 mm
hard, puncture-proof
Incl. hair guard spacer (3 mm)



5" aluminium rim 3-spoke design "Good shock absorption"

☐ Silver, anodised
A9000501210

€ 166.30

☐ black
A9000501211

€ 166.30

with replaceable rubber 6 mm medium hard,
puncture-proof
Incl. hair guard spacer (3 mm)



5" Frog Legs caster wheel (125 mm)

☐ A9000501232 € 196.50
with replaceable rubber 6 mm, puncture-proof
Colour: black, silver rim
Incl. hair guard spacer (5.3 mm)



6" caster wheel

6" Caster wheel "Standard" PU grey

☒ A9000501010-006
(82A), puncture-proof



6" caster wheel "pneumatic tyre"

☐ A9000501050 € 52.90



6" caster wheel "Flexel System"

☐ A9000501070 € 52.90
puncture-proof



Caster fork

Caster fork colours, see "Component colours"

Caster fork Standard

☒ A9000500100-K001
with screwed axle

☐ A9000500100-K002 € 154.80
with quick-release axle



Heavy duty caster fork

For high loads or
when using additional electric drives

☐ A9000510111-K001 € 49.90
with screwed axle

☐ A9000510111-K002 € 202.40
with quick-release axle



Suspension fork

incl. 5" aluminium rim "good shock absorption"

☐ A9000500160-K001 € 466.90
with screwed axle

☐ A9000500160-K002 € 570.40
with quick-release axle



Caster fork spare wheel "Standard"

☐ A9000500300-K € 274.40
Standard caster forks with quick-release axles



Caster fork spare wheel "Heavy Duty"

☐ A9000500301-K € 312.50
Heavy duty caster forks with quick-release
axles



The spare caster fork does not have a caster
wheel.

In case a caster wheel is requested, please
put a cross on a second selection in the
category "Caster wheels".

Track distance

Caster wheel track extension



☐ A9000500400* € 54.70
10 mm per side

☐ A9000500401* € 54.70
15 mm per side

☐ A9000500410* € 54.70
20 mm per side

Drive wheels

Information on further rim types, versions and availabilities under: www.proactiv-gmbh.com

Drive wheel, 18 spoke aluminium rim

☒ 24" (ETRTO 540)
A9000203122

with Liteline hub, spoked radially
Not in combination with:

- Puncture-proof tyres
- One-hand drive
- Drum brake
- Adaptive bike

only up to a body weight of 70 kg:

Sturz \ Gewicht	1°	4°	6°	8°	10°
bis 50 Kg	✓	✓	✓	✓	✓
51 - 60 Kg	✓	✓	✓	✓	
61 - 70 Kg	✓	✓			



Drive wheel, 36 spoke aluminium rim

☒ 24" (ETRTO 540)
A9000203000

Up to 120 kg body weight with Liteline hub
(left image)

Over 120 kg body weight with aluminium high
flange (right image)
radially spoked



Drive wheel double rim 36 spokes

☐ 24" (ETRTO 540) € 145.90
A9000203100

☐ 25" (ETRTO 559) € 145.90
A9000203200

☐ 26" (ETRTO 590) € 145.90
A9000203300

with aluminium front hub,
radially spoked
Use with higher loads and body weight
> 120 kg



Spinergy running wheel "Spox Sport" with 24 PBO spokes; rim, hub and spokes in black

☐ 24" (ETRTO 540) € 725.00
A9000203550

☐ 25" (ETRTO 559) € 725.00
A9000201559

☐ 26" (ETRTO 590) € 725.00
A9000203555



Spinergy "Everyday Light Extreme" with 12 PBO spokes; rim and hub in black, spokes white

☐ 24" (ETRTO 540) € 885.00
A9000203554



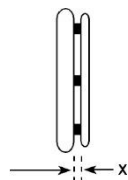
Spinergy "Everyday Light Extreme" with 12 PBO spokes; rim, hub and spokes in black

☐ 24" (ETRTO 540) € 885.00
A9000203552



Handrims

x = dimension handrim attachment!



Handrim attachment:
General

☐ x = 11 mm

☐ x = 19 mm

Handrim attachment:
Curve handrim

☐ x = 10 mm

☐ x = 18 mm

Unless otherwise specified, the handrim is mounted wide (19 mm / 18 mm)

Stainless steel Ø 20 mm

☒ 24" handrim for
24" wheel and
25" wheel
A9000205010-004

☒ 26" handrim for
26" wheel
A9000205010-006



Aluminium Ø 19 mm silver anodised

☒ 24" handrim for
24" wheel and
25" wheel
A9000205019-004



Aluminium Ø 19 mm powder coated in frame colour

(basic colour with two-colour design)

☐ = Gloss surface

☐ = Matt surface

Note: Matt coating is not recommended due
to the low grip.

☐ 24" handrim for
24" wheel and 25" wheel € 63.10
A9000205020-004


☐ 26" handrim for
26" wheel € 63.10
A9000205020-006



Aluminium Ø 19 mm polished and hard-anodised

☐ 24" handrim for
24" wheel and
25" wheel € 152.50
A9000205030-004

☐ 26" handrim for
26" wheel € 152.50
A9000205030-006



Titanium Ø 19 mm

☐ 24" handrim for
24" wheel and
25" wheel € 310.30
A9000205040-004

☐ 26" handrim for
26" wheel € 310.30
A9000205040-006










Silicone handrim cover

☐ for 24" handrim € 215.20
A9000205100-004

☐ for 26" handrim € 215.20
A9000205100-006

Surface without structure,
compatible with handrim Ø 19 mm or
Ø 20 mm.



<p>Ultra-Grip "very good grip"</p> <p><input type="checkbox"/> 24" handrim for 24" wheel and 25" wheel A9000205070-004 € 372.10</p> <p><input type="checkbox"/> 26" handrim for 26" wheel A9000205070-006 € 372.10</p> 	<p>Ergo-Grip</p> <p><input type="checkbox"/> 24" handrim for 24" wheel and 25" wheel A9000205080-004 € 377.90</p> <p><input type="checkbox"/> 26" handrim for 26" wheel A9000205080-006 € 377.90 Attachment fitting to the rim</p> 	<p>Curve black anodised, ergonomic handrim profile</p> <p><input type="checkbox"/> 24" handrim for 24" wheel and 25" wheel H 24 mm A9000205130-004 € 370.60</p> <p><input type="checkbox"/> 24" handrim for 24" wheel and 25" wheel H 31 mm, size L A9000205140-004 € 370.60</p> <p><input type="checkbox"/> 26" handrim for 26" wheel H 31 mm, size L A9000205140-006 € 370.60</p> 
<p>Curve silver anodised ergonomic handrim profile</p> <p><input type="checkbox"/> 24" handrim for 24" wheel and 25" wheel H 31 mm, size L A9000205160-004 € 375.50</p> 	<p>Curve powder-coated, ergonomic handrim profile</p> <p><input type="checkbox"/> = Frame colour (gloss surface) <input type="checkbox"/> = Black (gloss surface)</p> <p>Note: Matt coating is not recommended due to the low grip.</p> <p><input type="checkbox"/> 24" handrim for 24" wheel and 25" wheel H 24 mm A9000205135-004 € 432.40</p> <p><input type="checkbox"/> 24" handrim for 24" wheel and 25" wheel H 31 mm, size L A9000205145-004 € 432.40</p> <p><input type="checkbox"/> 26" handrim for 26" wheel H 31 mm, size L A9000205145-006 € 432.40</p> 	<p>Curve Grip, with Tetra-Grip coating, ergonomic handrim profile</p> <p><input type="checkbox"/> 24" handrim for 24" wheel and 25" wheel H 31 mm size L A9000205150-004 € 481.40</p> 

<p>Quadro with Tetra-Grip coating</p> <p><input type="checkbox"/> 24" handrim for 24" wheel and 25" wheel A9000205170-004 € 492.90</p> <p><input type="checkbox"/> 25" handrim for 25" wheel A9000205170-005 € 492.90</p> <p><input type="checkbox"/> 26" handrim for 26" wheel A9000205170-006 € 492.90</p> 	<p>Gekko black anodised</p> <p><input type="checkbox"/> 24" handrim for 24" wheel and 25" wheel A9000205175-004 € 477.30</p> <p><input type="checkbox"/> 25" handrim for 25" wheel A9000205175-005 € 477.30</p> <p><input type="checkbox"/> 26" handrim for 26" wheel A9000205175-006 € 477.30 with a robust and replaceable silicone lip, fully integrated into the profile</p> 	<p>Gekko silver anodised</p> <p><input type="checkbox"/> 24" handrim for 24" wheel and 25" wheel A9000205185-004 € 488.80 with a robust and replaceable silicone lip, fully integrated into the profile</p> 
<p>Gekko S</p> <p><input type="checkbox"/> 24" handrim for 24" wheel and 25" wheel A9000205195-004 € 477.30 black with a robust and replaceable silicone lip, fully integrated into the profile Profile height 24 mm</p> 	<p>Equipment without handrims</p> <p><input checked="" type="checkbox"/> A9000205990</p>	
<p>Spoke guard</p> <p>Finger- and spoke guard "transparent"</p> <p><input type="checkbox"/> for 24" wheel A9000206300-004 € 191.50</p> <p><input type="checkbox"/> for 26" wheel A9000206300-006 € 191.50</p> 		

Tyres

Schwalbe "RightRun" High-pressure tyre

☐ 24x1" (540-25)
A9000204001-004
Colour: black
7.5 bar



Schwalbe "RightRun" High-pressure tyre

☐ 24x1" (540-25)
A9000204000-004
☐ 25x1" (559-23)
A9000204000-005
☐ 26x1" (590-25)
A9000204000-006
Colour: Grey, black
7.5 bar



Schwalbe "DownTown" Profiled tyres

☐ 24x1" (540-25)
A9000204010-004
7.5 bar



Schwalbe "MarathonPlus Evolution" with "smart guard" puncture protection

☐ 24x1" (540-25) € 45.50
A9000204030-014
☐ 25x1" (559-25) € 45.50
A9000204030-015
☐ 26x1" (590-25) € 45.50
A9000204030-016
Colour: black
10 bar



Schwalbe "MarathonPlus" with "smart guard" puncture protection

☐ 24x1" (540-25) € 45.50
A9000204030-004
Colour: Grey, black wall
10 bar



Schwalbe "One"

☐ 24x1" (540-25) € 86.00
A9000204123-004
Colour: black
9 bar



Puncture-proof tyre "solid rubber tyres"

☐ 24x1" (540-25) € 113.40
A9000204201-004
Colour: black
Not in combination with the 18 spoke drive
wheel and Spinerger!



Accessories

24" MTB spare wheel set

with double rim (ETRTO 507), aluminium front hub, quick-release axle and stainless steel handrim
Mountain bike tyres, selectively:

☐ A9000203410 € 650.40
24x1.75" Schwalbe "Marathon Plus"
Brake setting compatible with 24x1" wheel












☐ A9000203413 € 650.40
24x2.1" Schwalbe "SMART SAM Sport"
Brake setting not compatible with 24x1" wheel



NOTE: We charge a surcharge for the
use of drum brakes

☐ A9000200004 € 210.60

Through axle with assistance, Large push button <input type="checkbox"/> A9000200096 € 97.80 Interlock dimension: 122 / 110 mm Axle diameter: 12 mm Not in conjunction with lockable drive wheel axle clip "Tetra Clip" Not in combination with one-hand drive 	Lockable drive wheel axle clip "Tetra Clip" <input type="checkbox"/> A9000206400 € 153.90 Not for Spinergy drive wheels 	Hand air compressor with pressure gauge <input type="checkbox"/> A9000901100 € 98.30 up to 14 bar 
Length-adjustable safety belt with buckle <input type="checkbox"/> A9000902100 € 74.60 	Adjustable safety belt with hook and fastener <input type="checkbox"/> A9000902110 € 59.60 	Crutch holder with nylon cup <input type="checkbox"/> A9000902310 € 127.00 flexible 
SIGMA lighting set <input type="checkbox"/> A9000903270 € 99.80 Consisting of front light and rear lights, chargeable via Micro USB socket, incl. Micro USB charging cable. Lighting set compliant with road traffic regulations 	Transport bag for drive wheels <input type="checkbox"/> for 24" wheel A9000903530-004 € 71.90 Ø 76 cm x 2 cm <input type="checkbox"/> for 26" wheel A9000903530-006 € 71.90 Ø 83 cm x 2 cm 	Accessory bag <input type="checkbox"/> A9000903600 € 70.30 17 cm x 13cm x 5 cm 
Further accessories, e.g., adaptive bikes, steering attachments, etc. see separate order sheet or www.proactiv-gmbh.com		

Notes and remarks:

Location, Date

Signature End customer/dealer

The signature field is intended for the consultant and insured person. This confirms that the intended equipment is intended for the insured person.

- 18 - 2023-02-16 / The prices are plus statutory value-added tax and shipping costs ☐ = Included in the basic price ☒ = Position selected
Order sheet SPEEDY 4all Ergo Rev. 02 UK