



Quotation date: _____
Consultation was carried out by
Staff at the medical supplies shop: _____
PRO ACTIV field representative: _____

Order date: _____
 according to GTC PRO ACTIV Reha-Technik GmbH

Medical suppliers/company address:

Cust. no.: _____
 Name: _____
 Street: _____
 Postcode _____
 / city: _____
 Phone: _____
 Fax: _____
 E-Mail: _____
 Contact: _____

SPEEDY F1

Rigid frame sports wheelchair
with individual frame geometry and custom
equipment,
Permanently welded chassis
 Maximum user weight limit 120 kg

A9011100000 € 4,990.00

Invoicing address: **same as company address**
 other (see below)

Cust. no.: _____
 Name: _____
 Street: _____
 Postcode /
 city: _____
 Phone: _____
 Fax: _____
 E-Mail: _____
 Contact: _____

Shipping address: **same as company**
address
 Other (see below)

Name: _____
 Street: _____
 Postcode / city: _____

Customer name/commission:

Surname,
 forename: _____
 Street: _____
 Postcode / city: _____
 Phone: _____
 Fax: _____
 E-Mail: _____
 D.O.B: _____
 Paying
 organisation: _____

SPEEDY F1 basket



SPEEDY F1 tennis



Speedy F1 badminton



SPEEDY F1 4dance



Basic size

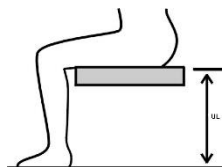
Body size:

Body height: _____ cm

Weight: _____ kg

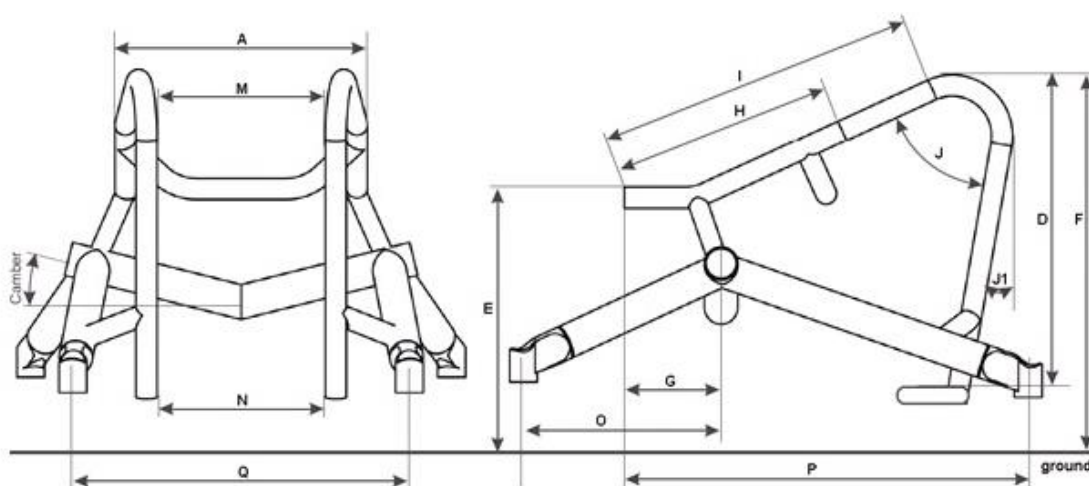
Lower leg length: _____ cm
(anatomic dimension: hollow of the knee to the foot sole):

Indication: _____



This information is mandatory for further processing.

Wheelchair dimensions:



- | | |
|--|---|
| <p>A: SB seat width _____ cm</p> <p>B: ST seat depth _____ cm</p> <p>C: RH back height _____ cm</p> <p>D: USL lower leg length _____ cm</p> <p>E: SHh seat height back _____ cm</p> <p>F: SHv seat height front _____ cm</p> <p>G: KP tipping point _____ cm
(inner edge rear tube to axis middle drive wheel)</p> <p>H: Start frame retraction _____ cm
(I - min. 6 cm)</p> | <p>I: Frame length to the front frame bend _____ cm</p> <p>J: KW knee angle _____ °</p> <p>or</p> <p>J1: Angle of the front Framework tube to vertical _____ °</p> <p>M: Lower leg width top _____ cm</p> <p>N: Lower leg width bottom _____ cm</p> <p>O: Position of the tip support bearing block (in basketball, according to the rules, the drive wheel forms the rearmost point) _____ cm</p> <p>P: Position of the steering wheel bearing block (inner edge backrest to middle bearing block) _____ cm</p> <p>Q: Distance between steering wheel bearing blocks _____ cm</p> |
|--|---|

Dimensional tolerances according to DIN EN ISO 13920 apply for the design (dimensions in mm)

Degree of accuracy	Up to 30	More then 30 to 120	More then 120 to 400	More then 400 to 1000
C	+/- 1	+/- 3	+/- 4	+/- 6

Frame colour – one-colour design

Information about current colour designs and example images at: www.proactiv-gmbh.de/farben.php

frame colour: Selection from colour palette

Frame colour is specified when ordering

A9000100170-000

Powder coatings

White RAL 9016

gloss A9000100170-023

matt A9000100170-123 € 40.10

Brilliant silver

gloss A9000100170-011

Anthracite RAL 7016

gloss A9000100170-001

matt A9000100170-101 € 40.10

Black RAL 9005

gloss A9000100170-003

matt A9000100170-019 € 40.10

Pure orange RAL 2004

gloss A9000100170-022

matt A9000100170-122 € 40.10

Pink magenta RAL 4010

gloss A9000100170-037

matt A9000100170-137 € 40.10

Pastel blue RAL 5024

gloss A9000100170-036

matt A9000100170-136 € 40.10

Lemon green

gloss A9000100170-005

matt A9000100170-105 € 40.10

Yellow RAL 1023

gloss A9000100170-046

matt A9000100170-146 € 40.10

Red RAL 3001

gloss A9000100170-047

matt A9000100170-147 € 40.10

Lagoon blue

gloss A9000100170-052

matt A9000100170-152 € 40.10

Athletic grey

gloss A9000100170-050

matt A9000100170-150 € 40.10

Muddy grey

gloss A9000100170-051

matt A9000100170-151 € 40.10

“Dormant” powder coatings

Deep black, silver effect

gloss A9000100170-007

Sky blue

gloss A9000100170-017

Marine blue

gloss A9000100170-045

matt A9000100170-145 € 40.10

Electric green

gloss A9000100170-015

matt A9000100170-115 € 40.10

Violet

gloss A9000100170-044

Fire red

gloss A9000100170-018

matt A9000100170-118 € 40.10

Frame colour – “liquid coating” one-colour design

€ 323.20

Storm (ice blue)

gloss A9000100170-500

matt A9000100170-501

Coffee

gloss A9000100170-520

matt A9000100170-521

Prairie (rose gold)

gloss A9000100170-504

matt A9000100170-505

Pearl (mother of pearl-white)

gloss A9000100170-524

matt A9000100170-525

Berry

gloss A9000100170-526

matt A9000100170-527

Blue ocean

gloss A9000100170-522

matt A9000100170-523

Emerald (emerald green)

gloss A9000100170-514

matt A9000100170-515

Mint

gloss A9000100170-528

matt A9000100170-529

Chilli

gloss A9000100170-516

matt A9000100170-517

Frame colour – two colour designs

Note: Frames with two colour designs in the gloss level of the design colour.

- Two-colour design comprising one basic colour (on the back of the frame) and one design colour (on the front of the frame)** € 248.30

Please select from the following colours:

Base colour (on the rear frame)

White RAL 9016

- A9000100170-200

Brilliant silver

- A9000100170-201

Anthracite RAL 7016

- A9000100170-202

Black RAL 9005

- A9000100170-203

Pastel blue RAL 5024

- A9000100170-206

Lemon green

- A9000100170-207

Yellow RAL 1023

- A9000100170-208

Lagoon blue

- A9000100170-212

Athletic grey

- A9000100170-210

Muddy grey

- A9000100170-211

Design colour (on the front frame)

Black RAL 9005

- gloss A9000100170-259
 matt A9000100170-260

Lemon green

- gloss A9000100170-250
 matt A9000100170-251

Chilli

- gloss A9000100170-253
 matt A9000100170-254

Pure orange RAL 2004

- gloss A9000100170-255
 matt A9000100170-256

Coffee

- gloss A9000100170-278
 matt A9000100170-279

Mint

- gloss A9000100170-286
 matt A9000100170-287

Emerald (emerald green)

- gloss A9000100170-274
 matt A9000100170-275

Storm (ice blue)

- gloss A9000100170-264
 matt A9000100170-265

Prairie (rose gold)

- gloss A9000100170-266
 matt A9000100170-267

Pearl (mother of pearl-white)

- gloss A9000100170-282
 matt A9000100170-283

Berry

- gloss A9000100170-284
 matt A9000100170-285

Blue ocean

- gloss A9000100170-280
 matt A9000100170-281

Colour - Attachment parts

Note: If no specifications have been made, the caster fork and bearing block are mounted in black.

Drive wheel: Aluminium rim, hub and spokes

- Black A9000100171-003

Caster fork and bearing block

- Silver A9000100173-011
 Black A9000100173-003

Attachment parts colour design according to customer desires:

Drive wheel: Aluminium rim and design inlet¹

- Pure orange RAL 2004 A9000100171-022 € 193.10
 White RAL 9016 A9000100171-023 € 193.10
 Frame colour A9000100171-999 € 230.80
 Selection of single colour coating (deviating from the frame colour) A9000100171-998 € 267.10
Colour: _____
A9000100170-

Caster wheel: 5" aluminium rim² (3-spoke design)

- Pure orange RAL 2004 A9000100174-022 € 44.40
 White RAL 9016 A9000100174-023 € 44.40
 Frame colour A9000100174-999 € 69.50
 Selection of single colour coating (deviating from the frame colour) A9000100174-998 € 80.60
Colour: _____
A9000100170-

Special colour requests (frame or attachment parts)

Frame colour individual procurement Selection from RAL colour palette

- A9000100170-100 € 383.10

Degree of gloss

- gloss
 matt

Colour designation

RAL number

Note: Attachment parts **not** possible in design colours

¹ Only in conjunction with Liteline hub (for drive wheel aluminium rim with 18 or 36 spokes, object).

² Only in conjunction with 5" caster wheel aluminium rim 3-spoke design easy running A9000501200 or good shock absorption A9000501210

Backrest

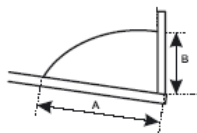
Aluminium side guard, contour following the wheel

A9015402470-002
Bolted backrest, cannot be folded,
Back angle 90° to the ground
Adapted to the upper edge of the tyre
in frame colour



Aluminium side guard, contour by indicated dimension

A9015402470-001 € 155.00
Bolted backrest, cannot be folded
Indicated dimension:
A = _____ cm / B = _____ cm
in frame colour



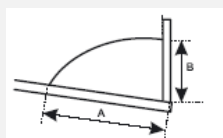
Side part with welded tubular bracket, contour following the wheel

A9011400400-002 € 420.00
with filling plate
Bolted backrest, cannot be folded
Adapted to the upper edge of the tyre
in frame colour
(details 3 cm above the tyre)
Not in combination with Body Contour
In frame colour



Side part with welded tubular bracket, contour by indicated dimension

A9011400400-001 € 485.00
with filling plate
Bolted backrest, cannot be folded
Adapted to the upper edge of the tyre,
in frame colour
Indicated dimension:
A = _____ cm / B = _____ cm
Not in combination with Body Contour



Folding backrest

A9011400010 € 298.90
7-way angle adjustment,
With integrated aluminium side sections



Back equipment

Adaptable back with back padding

A9000802010-K
Cover: Black, breathable, open surface
Equipment with back bar extended by 120 mm




Other back systems, such as ergonomic back shell etc. see separate order sheet: "PRO ACTIV seat and back systems"



Seat upholstery


Body Contour

A9000801025-K
Approved up to a body weight of 120 kg
Not in combination with side part with welded tubular bracket, item no. A9011400400-001 and A9011400400-002

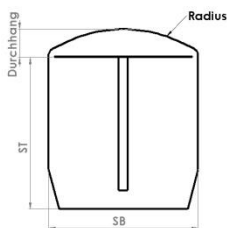
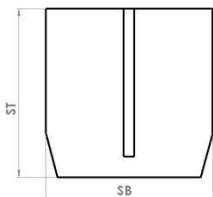


Open belt system

A9000801010-K € 71.10



Seat cushion



Seat cushion for individual frame geometry
Inlet: Standard

A9000805190-K € 149.20

Seat cushion for individual frame geometry with radius contour
Inlet: Standard

A9000805320-K € 190.60

Seat cushion height:

3 cm 5 cm
 4 cm 6 cm

Seat cushion for individual frame geometry
Inlet: Anti-Decubitus

A9000805210-K € 445.10

Seat cushion for individual frame geometry with radius contour
Inlet: Anti-Decubitus

A9000805310-K € 486.10

Seat cushion height:

4 cm
 6 cm

Cover:

Black, breathable, open surface

Black, breathable, closed surface

If not specified, the cover fabric "black, breathable, open surface" is delivered.

Seat cushion is existing

Brand/type _____

Cushion height _____ cm

You can also find the seat cushions on our separate "PRO ACTIV Seat and Back Systems" order sheet

Wheel camber

12° drive wheel camber

A9011202000-012

15° drive wheel camber

A9011202000-015

18° drive wheel camber

A9011202000-018

20° drive wheel camber

A9011202000-020

Footrest

Continuous footrest

A9016601010-K001
with tubular resting bracket
height adjustable +/- 3 cm



Continuous footrest with rubber coated footplate

A9011610000-K € 111.80

height adjustable +/- 3 cm
Rest: Edge-folded at front, bolted
Depth: 27 cm



Continuous footrest With "Box-Form" footplate support

A9011610020 € 198.40


rubber coated, height adjustable +/- 3 cm,
Rest:
Width: 20 cm,
Length: 31.5cm + 1.5cm adjustable



Ram bar


Offence bar with radius arch

A9011100500 € 325.00



Offence bar with trapezoid shape

A9011100501 € 325.00



Defence bar, removable

A9011100502 € 325.00



Rear ram bar

A9011100600 € 270.00

carried out as bent tube



Adaptations

Central anti-tipping support oversized Permanently welded

Anti-tipping fork
with screwed axle
A9011300378 € 331.50

Anti-tipping fork
removable via
floating axle
A9011300374 € 371.60



2 anti-tipping supports with oversized tube

Anti-tipping fork
with screwed axle
A9011300170 € 429.50


Anti-tipping fork
removable via
floating axle
A9011300270 € 542.60



Central anti-tipping support with oversized tube, length adjustable (tennis)

A9011300370 € 408.30

With permanently mounted tipping wheel
rotary fork



4Dance removable central anti-tipping support

A9000300010 € 478.40

removable via quick release clips
with rotating caster fork and skate wheel
Ø 80 mm
adjustable ground clearance and angle
Colour: black



3" caster wheel

3" Skate wheel (80 mm)

A9000501110 € 65.40

puncture-proof



Drive wheels

Information on further rim types, versions and availabilities under: www.proactiv-gmbh.de


24" drive wheel, 36 spoke aluminium rim

- A9000203000
Up to 120 kg body weight with Liteline hub (left image)
Over 120 kg body weight with aluminium high flange (right image)
radially spoked



Drive wheel double rim 36 spokes

- 24" (ETRTO 540) A9000203100 € 145.90
 - 25" (ETRTO 559) A9000203200 € 145.90
 - 26" (ETRTO 590) A9000203300 € 145.90
 - 28" (ETRTO 622) A9000203310 € 145.90
- with aluminium front hub, radially spoked
Use with higher loads and body weight > 120 kg



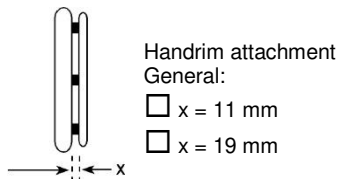
Spinergy running wheel "Spox Sport" with 24 PBO spokes Rim, hub and spokes in black

- 24" (ETRTO 540) A9000203550 € 725.00
- 25" (ETRTO 559) A9000201559 € 725.00
- 26" (ETRTO 590) A9000203555 € 725.00



Handrims

x = dimension handrim attachment



Unless otherwise specified, the handrim is mounted wide (19 mm).

Stainless steel Ø 20 mm

- 24" handrim for 24" and 25" wheel A9000205010-004
- 26" handrim for 26" wheel A9000205010-006
- 28" handrim for 28" wheel A9000205010-008




Aluminium Ø 19 mm Silver, anodised

- 24" handrim for 24" and 25" wheel A9000205019-004



Aluminium Ø 19 mm polished and hard-anodised

- 24" handrim for 24" and 25" wheel A9000205030-004 € 152.50
- 26" handrim for 26" wheel A9000205030-006 € 152.50




Titanium Ø 19 mm

- 24" handrim for 24" and 25" wheel A9000205040-004 € 310.30
- 26" handrim for 26" wheel A9000205040-006 € 310.30



Silicone handrim cover

- for 24" handrim A9000205100-004 € 215.20
 - for 26" handrim A9000205100-006 € 215.20
- Surface without structure compatible with handrim Ø 19 mm or Ø 20 mm.



Spoke guard

Finger- and spoke guard "transparent"

- for 24" wheel
A9000206300-004 € 191.50
- for 26" wheel
A9000206300-006 € 191.50



Tyres

Schwalbe "RightRun" High-pressure tyre

- 24x1" (540-25)
A9000204001-004
Colour: black
7.5 bar



Schwalbe "RightRun" High-pressure tyre

- 24x1" (540-25)
A9000204000-004
- 25x1" (559-23)
A9000204000-005
- 26x1" (590-25)
A9000204000-006
Colour: Grey, black wall
7.5 bar



Schwalbe "SpeedAir" Hall sports tyres

- 24x3/4" (540-20)
A9000204121-004 € 45.50
- 25x3/4" (559-20)
A9000204121-005 € 45.50
- 26x3/4" (590-20)
A9000204121-006 € 45.50
Colour: White, black wall
10 bar



28x1" high-pressure lightweight

- A9000204000-008
(ETRTO 622)
Colour: Grey, black wall
7.5 bar

Accessories

Hand air compressor with pressure gauge

- A9000901100 € 98.30
up to 14 bar



Transport bag for drive wheels

- for 24" wheel
A9000903530-004 € 71.90
Ø 76 cm x 2 cm
- for 26" wheel
A9000903530-006 € 71.90
Ø 83 cm x 2 cm



Further accessories, e.g., adaptive bikes, steering attachments, etc. see separate order sheet or www.proactiv-gmbh.com

Notes and remarks:

Location, Date

Signature End customer/dealer

The signature field is intended for the consultant and insured person. This confirms that the intended equipment is intended for the insured person.

- 9 - 2023-02-16 / The prices are plus statutory value-added tax and shipping costs = Included in the basic price = Position selected
Order sheet SPEEDY F1 Rev. 08 UK