

Im Hofstätt 11
D- 72359 Dotternhausen
Phone +49 (0)7427 9480-0
Fax +49 (0)7427 9480-7025
e-mail info@proactiv-gmbh.de
www.proactiv-gmbh.de



Quotation date: _____

Order date: _____

according to GTC PRO ACTIV GmbH

Medical suppliers / Company address:

Cust.no.: _____

Name: _____

Street: _____

Postcode, city: _____

Phone: _____

Fax: _____

E-Mail: _____

Contact: _____

Invoicing address, other (see below)

Cust.no.: _____

Name: _____

Street: _____

Postcode, city: _____

Shipping address, other (see below)

Cust.no.: _____

Name: _____

Street: _____

Postcode, city: _____

Customer name / Commission:

Name: _____

Street: _____

Postcode, city: _____

Phone: _____

Fax: _____

E-Mail: _____

Date of birth: _____

Paying organisation: _____



Husk-e

up to 120 kg trailer load

2 different basic models for different purposes,
equipped with:

- Docking plate for quick coupling to the "Quick-Snap Adapter"
- Folding bracket support for minimum packing size
- Adjustable bracket support (angle and length)
- Powerful Shimano STEPS mid-engine
- A-shaped handles with integrated switch and brake system
- Parking stand
- Lighting set
- Protective guard

Body size

Body height: _____ cm

upper body height: _____ cm

Weight: _____ kg

Indication: _____

Informations are required for processing!

Drive Shimano E8000

Shimano Steps E8000

“The powerful mid-engine drive for mountainous and hilly terrain with derailleur “

torque 70 Nm, Power 250 Watt

Wheelsize:

A9117100010-020
20" (ETRTO 406) € 5.390,00

Derailleur, with hydraulic disk brake Ø 203mm



Derailleur for Shimano E8000

Shimano Deore XT 1x10 Rapid Fire 10-speed chain shift derailleur

A9117200020
Cassette 11-13-15-17-19-21-24-28-32-36

Shimano Deore XT 1x11 Rapid Fire 11-speed chain shift derailleur

A9117200021 € 176,00
Mechanical derailleur with operation on handle.
11-way cassette 11-46 teeth, gear range 418%



Shimano Deore XT 1x11 DI2 Button operation 11-speed chain shift derailleur

A9117200022 € 716,00
Electronic derailleur with operation on handle
11-speed cassette 11-46 teeth, gear range
418%



Shimano Deore XT 1x11 DI2 chin operation 11-speed chain shift derailleur

A9117200023 € 965,00
Electronic derailleur chin operation (Tetra-
Equipment).
11-speed cassette 11-42 teeth, gear range
418%



Shimano Deore XT 1x12 Rapid Fire 12-speed chain shift derailleur

A9117200024 € 446,00
Mechanical derailleur with control on handle .
12-speed cassette 10 - 51 teeth, gear range
510 %

Braking system Shimano E8000

2nd hydraulic disk brake system "Magura"

A9117300100 € 265,00
2 Magura 2-piston brake caliper
Lever brake by locking bow on handle

Drive Shimano E6100

Shimano Steps E6100

“ The comfortable mid-engine drive with coaster brake and electric hub gear “

Torque 60 Nm, power 250 watts wheels

A9117100020-020 € 5790,00
20" (ETRTO 406)

Hub gearbox, hub coaster brake, mechanical locking disc brake



Hub Gearbox Shimano E6100

Nexus 8-Speed hub DI2 with pushbutton operation

A9117200030
- Electric hub gear with manual switching function via pushbutton or automatic switching function
- with coaster brake
- with additional mechanical disc brake



Nexus 8-speed hub DI2 with chin operation

A9117200031 € 316,00
- Electric hub gear with manual switching function via pushbutton or automatic switching function
- with coaster brake
- with additional mechanical disc brake



Brake system for Shimano E6100

Hydraulic disk brake system "Magura"

A9117300101 € 265,00

With hub coaster brake, parking brake via locking bracket on the handle

Batteries and accessories

The specified ranges depend on route profile, user weight and speed

Battery Shimano 36V 14Ah 504Wh,

Range: ca. 45-75 km

A9117900100
Mounted left on the fork



Colours

Protective plate and chainwheel disc
black

A9117500005

Protective plate and chainwheel disc
brilliant orange

A9117500006

Protective plate and chainwheel disc
brilliant lemon green

A9117500007

Protective plate and chainwheel disc
individual choice of colours

A9117500010 € 121,00

Wheelchair One-colour design

9000100170-__ __ __

Colour : _____

Tyres

Schwalbe "Jumpin' Jack"

Level of puncture protection 3,5

A9117105100
20x2,1" (406-54)



Schwalbe "Smart Sam"

Level of puncture protection 3,5

A9117105101 € 23,80
20x2,35" (406-60)



Schwalbe "Big Ben Plus"

Level of puncture protection 6

A9117105102 € 23,80
20x2,15" (406-55)



Dimensions

Type of handlebar

Standard handlebar

- Grip width 40 cm
A9117500100-040
- Grip width 45 cm
A9117500100-045
- Grip width 50 cm
A9117500100-050

Tetra handlebar (extended)

For max. free space for upper body

- Grip width 48 cm
A9117500100-048
- Grip width 53 cm
A9117500100-053
- Grip width 58 cm
A9117500100-058

Pedal crank

- Length 155mm
A9110600100-155
- Length 175mm
A9110600100-175
- Length 195mm
A9110600100-195



Pedal crank

- Length 155mm € 107,20
A9100600105-155
- Length 175mm € 107,20
A9100600105-175
- Length individual € 204,00
195mm to 140 mm
A9100600100



Handles

Palmrest on handle

A9110601200 € 116,00
Adjustable angle

**Tetra-handheld support pivotable,
handle width adjustable grip distance**







A9110601101 € 140,30



**Tetra backhand support pivotable,
adjustable distance to the bike handle**

A9110601102 € 158,60
Very stiff outer support – round tube ø 20mm
with foam rubber cover



<p>Tetra-Ergonomic handle, free standing</p> <p><input type="checkbox"/> A9100600001 € 129,80</p> <p>Crank handles arranged vertically, can be combined with swiveling Tetra handrest, Extends gripping distance by 8,6 cm</p> 	<p>Tetra shell handles</p> <p><input type="checkbox"/> A9110601100 € 135,90</p> 	
<p>Accessories Bike</p>		
<p>Manoeuvring rollers for parking stands</p> <p><input type="checkbox"/> A9110900017 € 96,20</p> <p>Manoeuvring rollers mounted to the parking stand via dual clamping bracket</p> 	<p>LED lighting set for STEPS system</p> <p><input type="checkbox"/> A9117900200 € 102,20</p> <p>Directly connected to the battery</p>	<p>Parking stand Tetra</p> <p><input type="checkbox"/> A9110900002 € 38,30</p> <p>For easier handling with reduced hand- and power function</p>
<p>Parking stand Tetra with operating lever</p> <p><input type="checkbox"/> A9110900001 € 82,00</p> <p>With long operating lever, Only with Tetra equipment. Cannot be mounted with brake cable and shift cable</p>		
<p>Options for users with reduced function</p>		
<p>Quick release clip lever extension for fixed frame adapter</p> <p><input type="checkbox"/> A9110700004 € 82,00</p> <p>For easier opening and closing of the quick release clamp. Only for fixed frame adapter.</p> 	<p>Eccentric connection lever extension for Quick Snap connection</p> <p><input type="checkbox"/> A9110700005 € 58,10</p> <p>For easier closing or opening of the Quick Snap adapter. Tetra version</p> 	<p>Centering column adaptation assistance</p> <p><input type="checkbox"/> A9110700002 € 43,40</p> <p>For easier inserting of the central adapter.</p> 
<p>Chest strap for upper body fixation</p> <p><input type="checkbox"/> size S (105cm) A9000800016 € 221,50</p> <p><input type="checkbox"/> size M (125cm) A9000800013 € 221,50</p> <p><input type="checkbox"/> Size L (145cm) A9000800014 € 221,50</p> <p><input type="checkbox"/> size XL (165cm) A9000800017 € 221,50</p> <p>Elastic belt material with neoprene and velcro, with lug for easy opening. Colour: black</p> 		

Frame adapters

SPEEDY fixed frame adapter with "Quick-Snap Adaption", operation on right side

A9110700142 € 407,90

with quick release clips and centring column mount on the frame
Colour: black



TRAVELER folding frame adapter with "Quick-Snap Adaption", operation on right side

A9110701302 € 436,00

with quick release clips and centring column mount on the frame
Colour: black



BUDDY fixed frame adapter with "Quick-Snap Adaption", operation on right side

A9110701401 € 407,90

with quick release clips and centring column mount on the frame
Colour: black



Wheelchair front adapter with universal clamping and "Quick-Snap Adaption"

A9110701502 € 464,70

Adapter mounted on the wheelchair front end, operation on right side

Attachment on PA products
Straight Front end from seat width SB 31cm to 54cm

Front end V-shape from seat width SB 30cm to 50cm

PLEASE NOTE:

If the tube diameter is not specified, as standard we shall deliver an adapter for a tube diameter of 23-27 mm!

Please select your tube diameter:

9110701525


Tube diameter 23-27mm

9110701530

Tube diameter 28-32mm

9110701535

Tube diameter 33-37mm



Accessories for wheelchair

Extended Bike plate

for Speedy A1/A2 9110100100-002 € 291,70

for Buddy 9110100100-003 € 291,70

for Traveler 9110100100-001 € 291,70


4° camber integrated, independently adjustable track



Wheelbase extension removable with one handle

for Speedy 4all / 4teen / 4you / Traveler 4you 9110102001 € 445,10

Camber of 4° / 6° is integrated, independently adjustable track.



Wheelbase extension removable via "Quick-Pins", with continuous axle tube

for Speedy F2 9015101000 € 445,10

for Speedy F4 9110101000 € 445,10

4° / 6° camber integrated, independently adjustable track.

Attachment possibility for F2/F4 must be checked by PRO ACTIV



Services on request**Consulting and measurement by PRO ACTIV** 9990000000 **€250,00****Assembly of the frame adapter by PRO ACTIV** 9990000001
To a newly ordered PRO ACTIV wheelchair (assembly inclusive)
Prod.-no.: _____ 9990000002 **€ 135,00**
To an existing PRO ACTIV wheelchair
Prod.-no.: _____ 9990000014 **€ 250,00**
to third-party products (compatibility check and attachment approval as well as delivery by the specialized dealer, technical attachment by PRO ACTIV
additionally mounting material**Delivery and instruction of the product by PRO ACTIV** 9990000007 **€ 450,00**
Additionally shipping costs**Assembly of the frame adapter by the specialized dealer** 9990000008
To an existing PRO ACTIV wheelchair
Prod.-no.: _____
(Attachment and delivery by specialized dealer)**Assembly of the frame adapter by the specialized dealer** 9990000005
to a foreign product
manufacturer: _____
model: _____
(Compatibility check, attachment and delivery by specialized dealer)**Notes:****I herewith confirm the details listed above**_____
Location, Date Signature (End customer)_____
Location, Date Signature (Dealer)